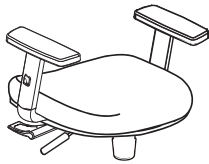


Assembly Instructions – SEN 6600 Series

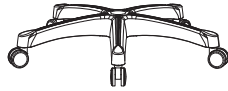
Parts List



Back



Seat, Arm,
Mechanism



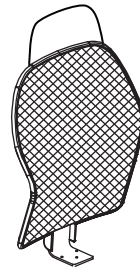
Base w/ Casters



Screw Kit



Gas Lift

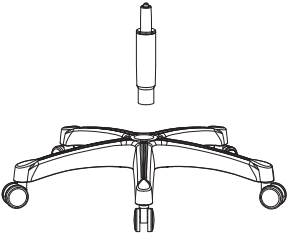
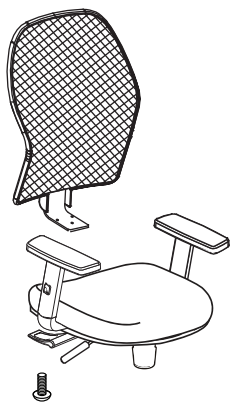
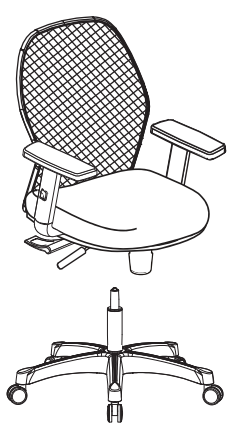
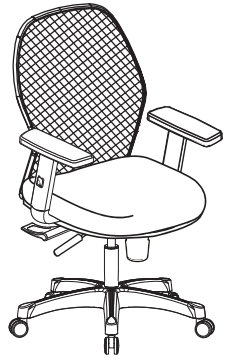



Optional Back w/
Integrated Headrest



Optional Headrest

Assembly Steps:

<p>Attach gas lift to base</p> 	<p>Attach back to seat</p> 	<p>Place seat on gas lift, sit to secure</p> 	<p>Assembled chair</p> 
<p>Option: Attach headrest</p> 	<p>Assembled with headrest</p> 