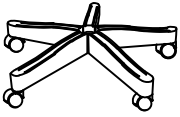


**Congratulations on the purchase of your new *Signature Series* chair!**

**PARTS** — remove all the parts from the carton and verify part quantities as indicated on this parts list.

①



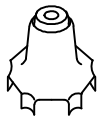
5-STAR BASE - QTY: 1

②



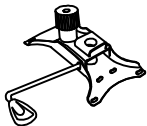
GAS LIFT - QTY: 1

③



GAS LIFT COVER - QTY: 1

④



MECHANISM - QTY: 1

⑤



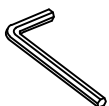
BACK CUSHION - QTY: 1

⑥



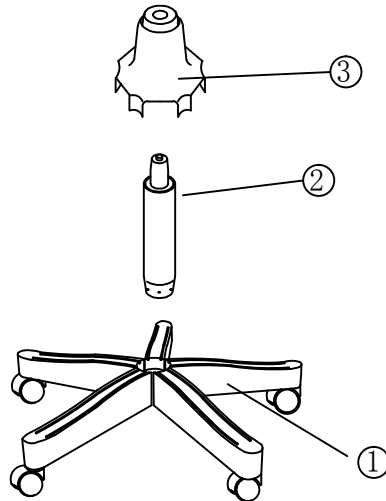
5/16" x 1" SCREW - QTY: 4

⑦

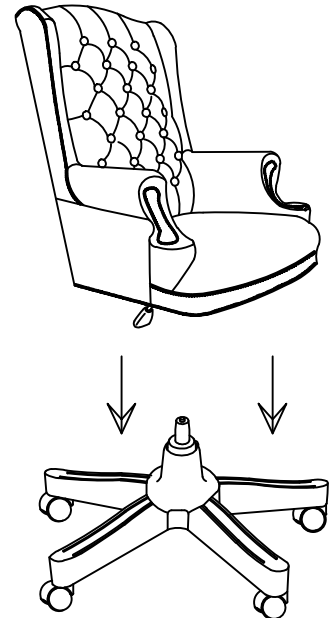


ALLEN KEY - QTY: 1

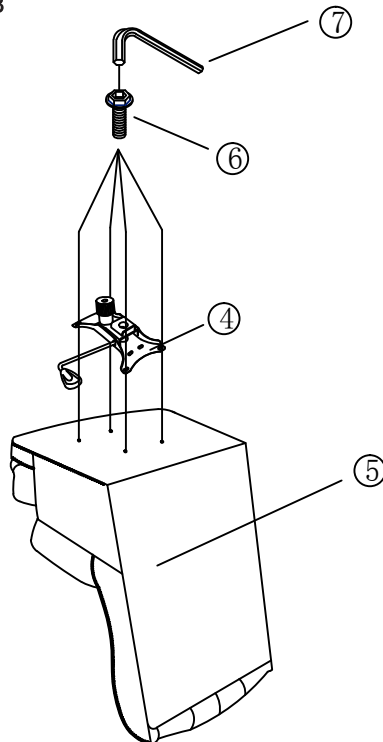
STEP 1



STEP 2



STEP 3



STEP 4



**IMPORTANT:** This chair is to be used by one person at a time. Be sure all screws are securely tightened. Save the wrench and periodically tighten the screws. Do not lean the chair back on 2 wheels or use the chair as a stepladder. Use this chair for its intended purpose only.

CUSTOMER SERVICE HOTLINE  
800-626-6060