
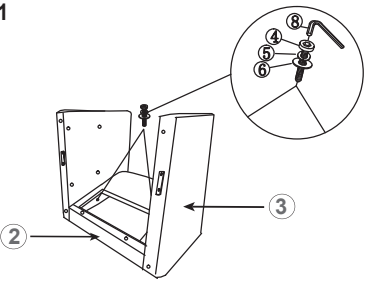
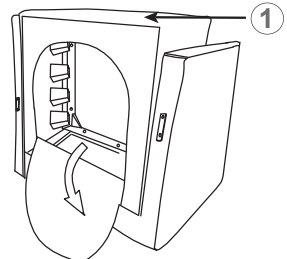
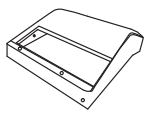
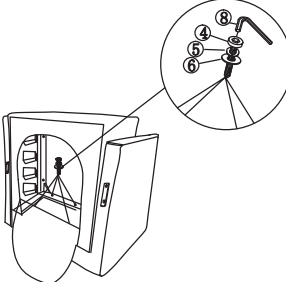
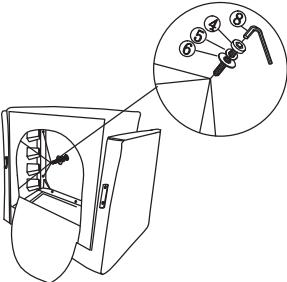
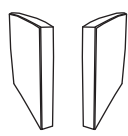
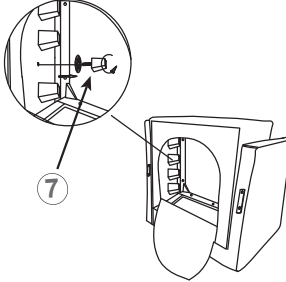
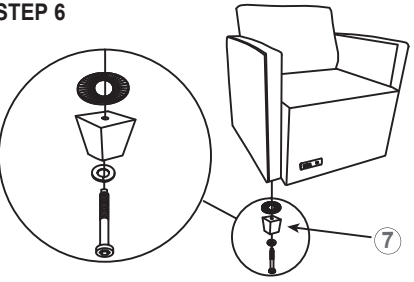

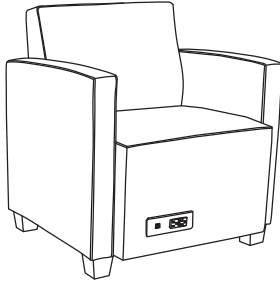

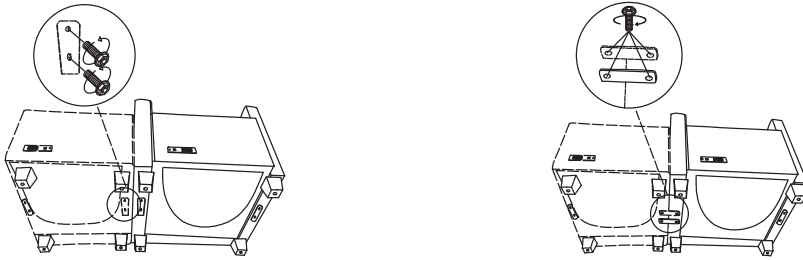







PARTS – remove all the parts from the carton and verify part quantities as indicated on this parts list.

<p>①</p>  <p>SEAT CUSHION – QTY: 1</p>	<p>STEP 1</p> 	<p>STEP 2</p> 
<p>②</p>  <p>BACK CUSHION – QTY: 1</p>	<p>STEP 3</p> 	<p>STEP 4</p> 
<p>③</p>  <p>ARMREST – QTY: 2</p>	<p>STEP 5</p> 	<p>STEP 6</p> 
<p>④</p>  <p>5/16"×2-1/2" SCREW – QTY: 14</p>	<p>STEP 7</p> 	
<p>⑤</p>  <p>WASHER – QTY: 14</p>	<p>STEP 8</p> 	
<p>⑥</p>  <p>WASHER – QTY: 14</p>		
<p>⑦</p>  <p>LEG – QTY: 4</p>		
<p>⑧</p>  <p>ALLEN KEY – QTY: 1</p>		

Important: Use this chair for its intended purpose only. This chair is to be used by one person at a time. Do not lean back on 2 wheels or use the chair as a step ladder. Be sure all screws are properly tightened. Save the Allen wrench to periodically tighten the screws in the future, if they become loose.