



Overbed Tables

Users Guide



Doc#: MV-OBT-1002 Rev A

Thank you for purchasing a MedViron Overbed Table.

The MedViron Overbed Table is a mobile table with an adjustable height surface designed to be used with various types of adjustable beds and chairs. This table is able to meet both patient and caregiver needs by providing a surface for eating and working, along with personal storage space.

Please become familiar with all details in this manual before using the overbed table or beginning maintenance. Procedures should be established for training staff on the proper use and operation of your MedViron Overbed Table.

Safety Alerts:

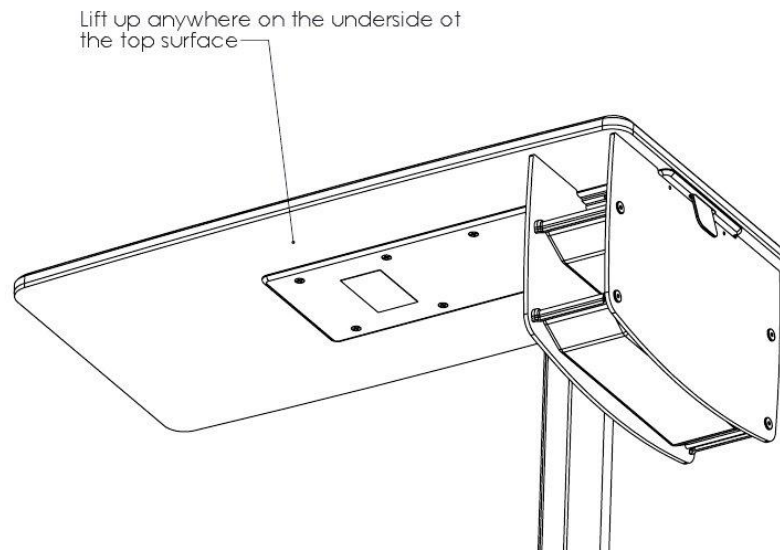
- This user guide must be read completely before the overbed table is put into use.
- Staff is strongly encouraged to instruct patients on how to use the overbed table.
- The overbed table should only be used on flat surfaces.
- The casters are designed for use in an indoor environment and for travelling on flat, smooth, clean floors.
- The casters could be damaged when moving the overbed table over rough, uneven, and dirty surfaces.
- Do not use the overbed table if its construction or casters have been damaged because this could cause loss of stability.
- Do not sit or lean on the overbed table. Doing so may cause the table to tip which may result in personal injury, or in damage to the table.
- Do not use the overbed table as a support when getting up or as an assist in walking.
- Do not overload top surface or storage areas in excess of the prescribed limits.
- Exercise caution when operating the activation handle to avoid pinching fingers between the activation handle and top surface.
- If defects are found on any part of the overbed table, immediately remove the overbed table from service.
- Only original materials and components may be used to repair the overbed table. MedViron will not be liable for any damages that arise from using non-original or inappropriate materials and components.
- Follow cleaning and preventative maintenance instructions.



Warning: Do not lift the overbed table by the top when it is in the full extension position.

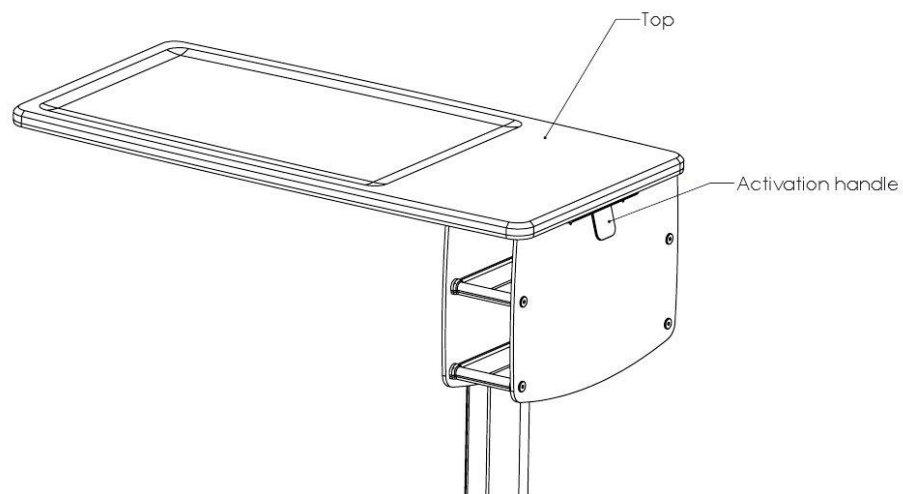
Raising the Overbed Table

To raise the overbed table, lift up on the underside of the top surface. The activation handle does **not** need to be used for this operation.



Lowering the Overbed Table

First engage the activation handle by pushing it against the table, then apply downward pressure on the top surface.

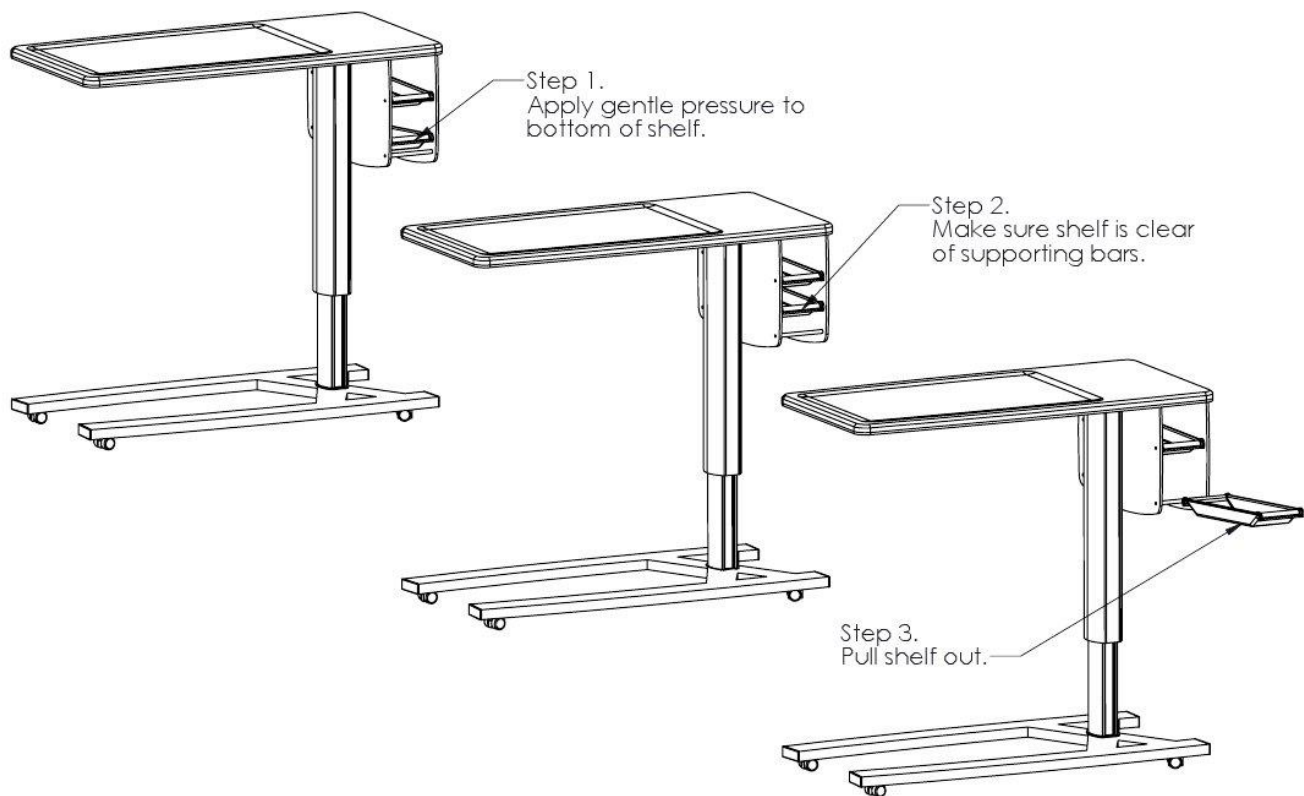


Cleaning and Disinfection

The Centers for Disease Control (CDC) recommends that surfaces should be cleaned routinely and when dirty or soiled to prevent potentially contaminated objects from serving as a source of healthcare associated infections. MedViron Overbed Tables can withstand a wide range of hospital cleaners and disinfectants. Follow the cleaning solution manufacturer's instructions when using these products. The CDC recommends using a 5.25% - 6.15% sodium hypochlorite chlorinated bleach solution (i.e., household bleach) diluted 1:100 with water. Be sure to thoroughly rinse the solution from the surface and remove any moisture from the surface with a dry cloth.¹

Removing Shelves for Cleaning

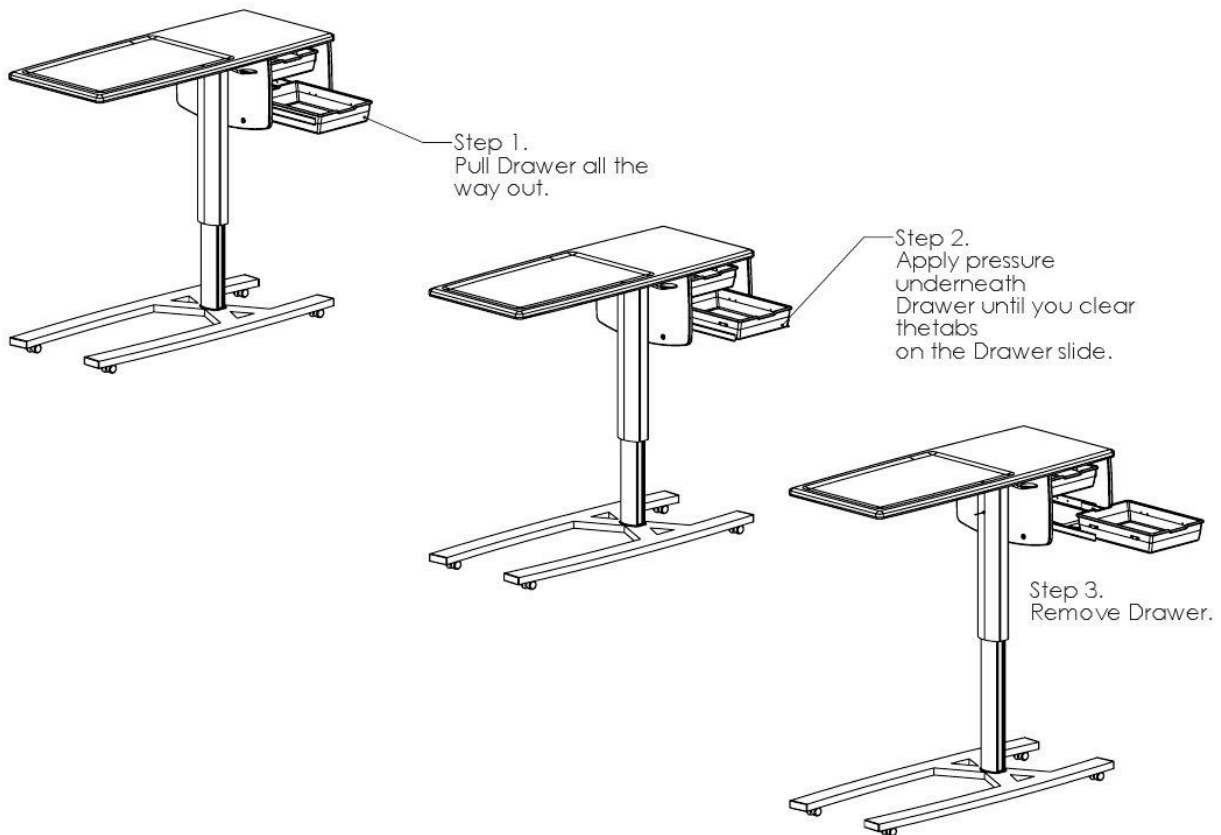
To remove shelves for cleaning please follow steps below.



¹ The Centers For Disease Control. *Guideline for Disinfection and Sterilization in Healthcare Facilities, 2008* by William A. Rutala, Ph.D, M.P.H., David J. Weber, M.D., M.P.H., and the Healthcare Infection Control Practices Advisory Committee, November 2008.

Removing Drawers for Cleaning

To remove drawers for cleaning please follow steps below.



Warning: Do not attempt in any way to alter, adjust, or lubricate the internal contents of the column, including gas spring and mechanisms. Doing so will void any related warranty and may cause permanent damage to the overbed table.

Product Specifications

Safe Working Load***	25 lbs. (11.4kg)
Overall Width / Depth	46" wide x 19" deep (1.17m x 48cm)
	39" wide x 19" deep (1m x 48cm)
	32" wide x 19" deep (81cm x 48 cm)
Top surface Low / High	29" / 46" (74cm / 1.17m)
Base Height	2.2" (5.6cm)



***Warning: Loading the overbed table beyond the safe working load could result in injury, or cause damage to the overbed table.

Preventative Maintenance

Preventative maintenance is recommended at a minimum of once per year.

Checklist

- _____ All fasteners secure
- _____ All casters secure, free from debris and roll/swivel freely
- _____ Activation handle operates properly
- _____ Top and side surfaces intact and undamaged

Maintenance Log

Serial Number	Date completed	Completed by

Contact Information

Contact your dealer, sales representative or

MedViron Customer Service

Phone: 1-844-medviron

Fax: 616-741-9665

Medviron.com

9380 Pentatech Drive

Zeeland, MI 49464 USA

Serial Number Required!

Your MedViron Overbed Table serial number is required for all written and verbal communication. The serial number is located on the metal plate supporting the overbed table top.

