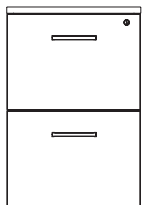


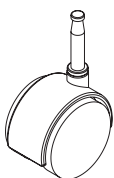
Congratulations on the purchase of your new *Signature Series* product!

COMPONENTS

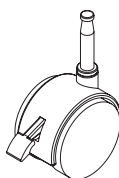
(A) Pedestal- 1 Piece



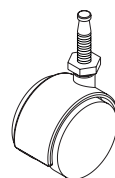
(B) Caster - 2 Pieces



(C) Caster with Brake - 2 Pieces



(D) Caster Screw - 1 Piece



(E) Keys - 1 Piece

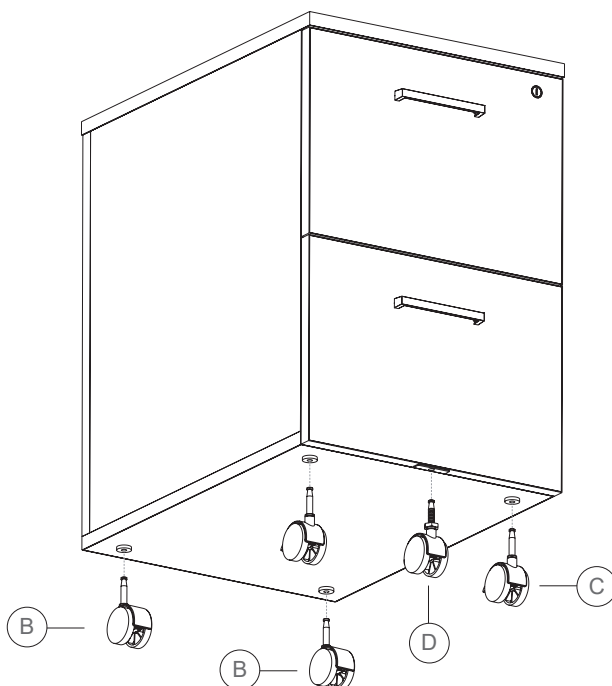


(F) Wrench - 1 Piece



INSTRUCTIONS

STEP 1



Install Casters (C) in the inserts at the front of the Pedestal (A) and Casters (B) in the rear of the Pedestal. Thread the Caster (D) into the insert on the bottom drawer with the Wrench (F).