



Signature Series

800-558-1010
www.NBF.com

CURRICULUM - Cubby Storage Cabinet

ASSEMBLY INSTRUCTIONS

Congratulations on the purchase of your new *Signature Series* product!

COMPONENTS

A Top-1pc	B Left / Right side -2pcs	C Vertical division-2pcs	D Shelf-3pcs	E Back-3pcs	F Bottom-1pc

HARDWARE & TOOLS

G Cam lock-18pcs	H Cam bolt-18pcs	I Dowel-28pcs	J Screw-9pcs	K Leveler-4pcs	Tools Required for Assembly: Phillips screwdriver for: G Cam lock J Screw

INSTRUCTIONS

STEP 1

STEP 2

STEP 3

STEP 4

STEP 5



Signature Series

800-558-1010

www.NBF.com

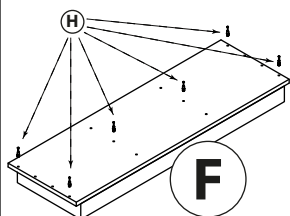
CURRICULUM - Cubby Storage Cabinet

ASSEMBLY INSTRUCTIONS

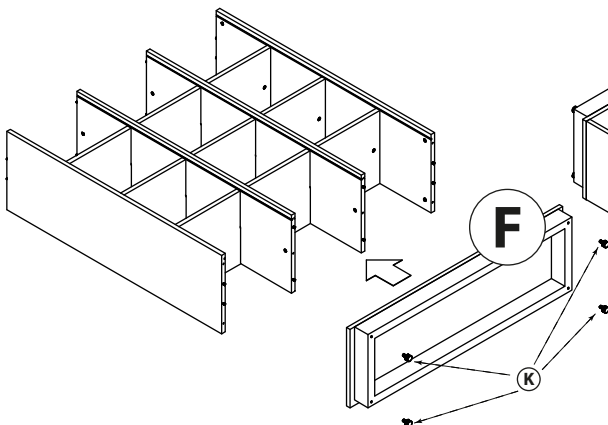
Congratulations on the purchase of your new *Signature Series* product!

INSTRUCTIONS

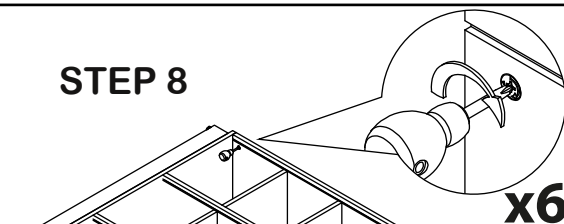
STEP 6



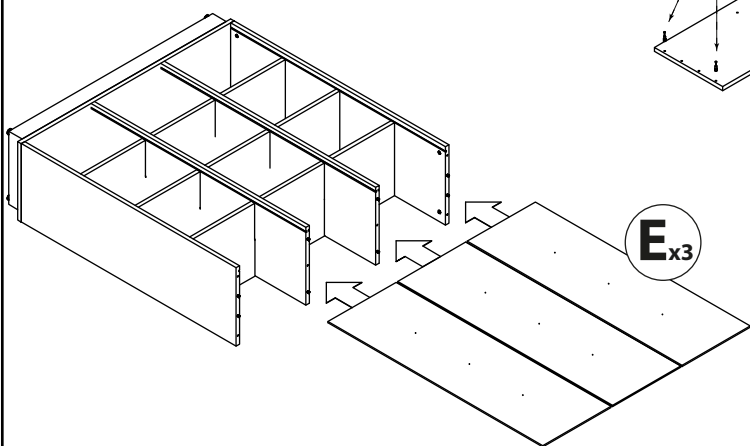
STEP 7



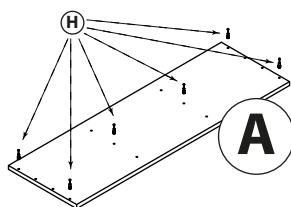
STEP 8



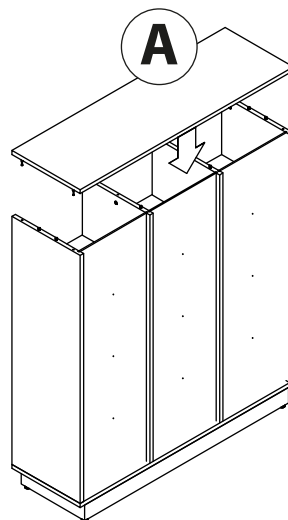
STEP 9



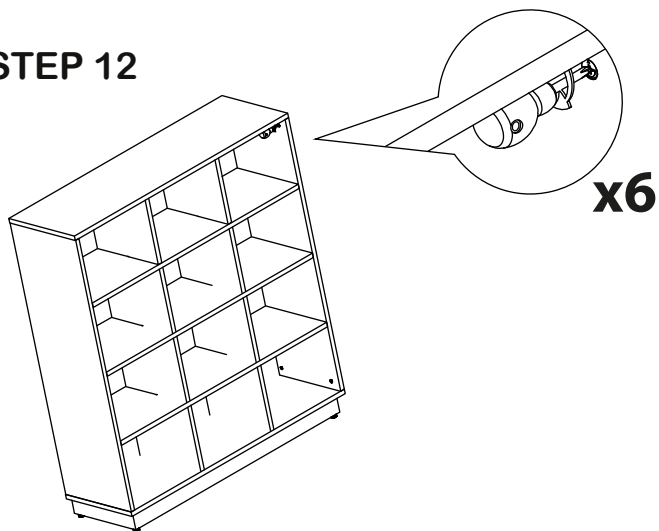
STEP 10



STEP 11



STEP 12



STEP 13

