
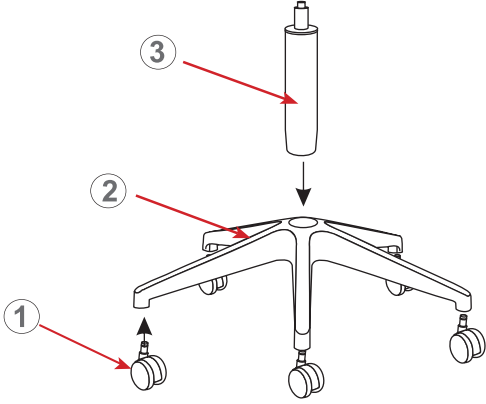
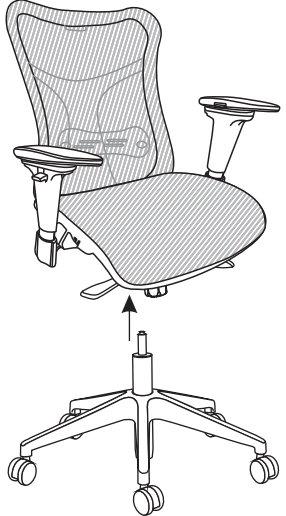
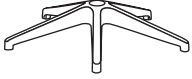
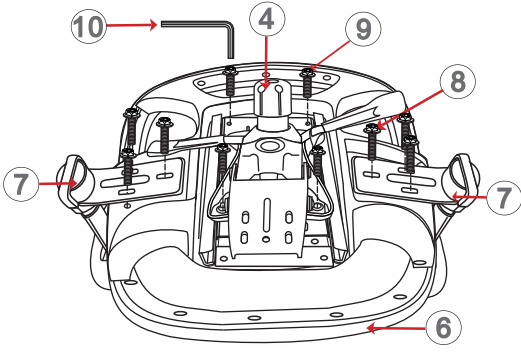


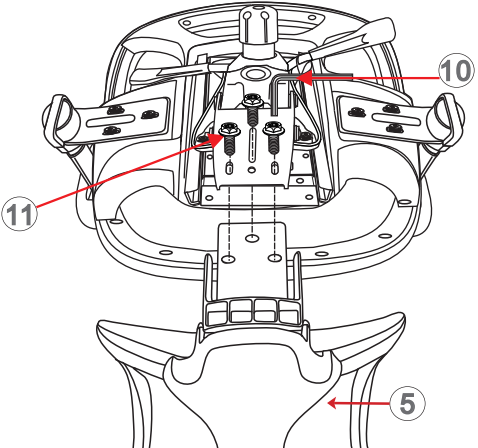

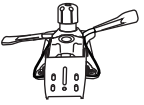
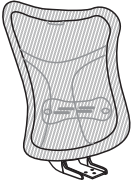
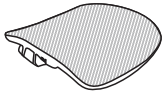









**PARTS** – remove all the parts from the carton and verify part quantities as indicated on this parts list.

<p>①</p>  <p>CASTOR QTY: 5</p>	<p>STEP 1</p> 	<p>STEP 4</p> 
<p>②</p>  <p>5-STAR BASE QTY: 1</p>	<p>STEP 2</p> 	
<p>③</p>  <p>GAS LIFT QTY: 1</p>	<p>STEP 3</p> 	
<p>④</p>  <p>MECHANISM QTY: 1</p>	<p><b>IMPORTANT:</b> This chair is to be used by one person at a time. Be sure all screws are securely tight ened. Save the wrench and periodically tighten the screws. Do not lean the chair back on 2 wheels or use the chair as a stepladder. Use this chair for its intended purpose only.</p>	
<p>⑤</p>  <p>BACK CUSHION QTY: 1</p>		
<p>⑥</p>  <p>SEAT CUSHION QTY: 1</p>		
<p>⑦</p>  <p>ARMS QTY: 2</p>		
<p>⑧</p>  <p>1/4 x 1-1/2" SCREW QTY: 6</p>		
<p>⑨</p>  <p>1/4 x 3/8" SCREW QTY: 4</p>		
<p>⑩</p>  <p>ALLEN WRENCH QTY: 1</p>		
<p>⑪</p>  <p>5/16 x 7/8" SCREW QTY: 3</p>		