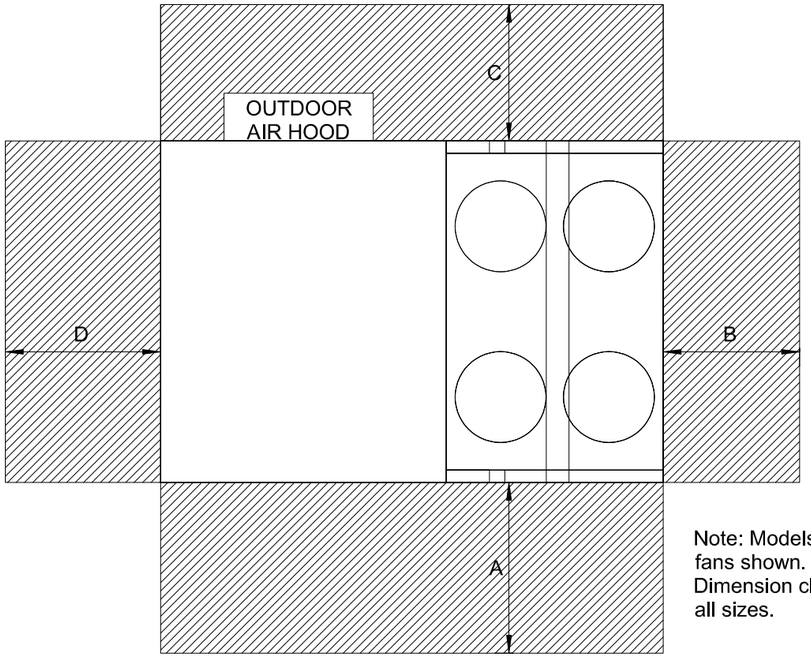

Note: Models with four outdoor fans shown.
Dimension clearances are for all sizes.

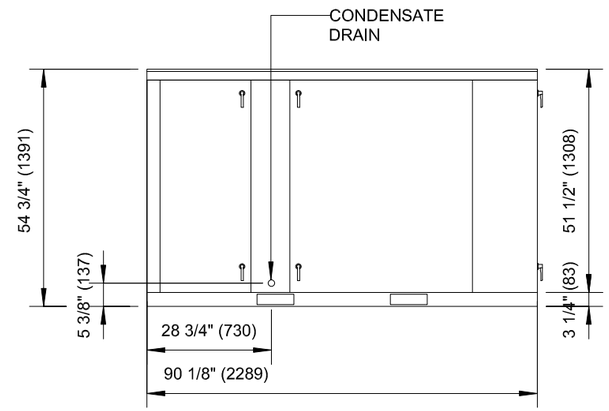

END VIEW

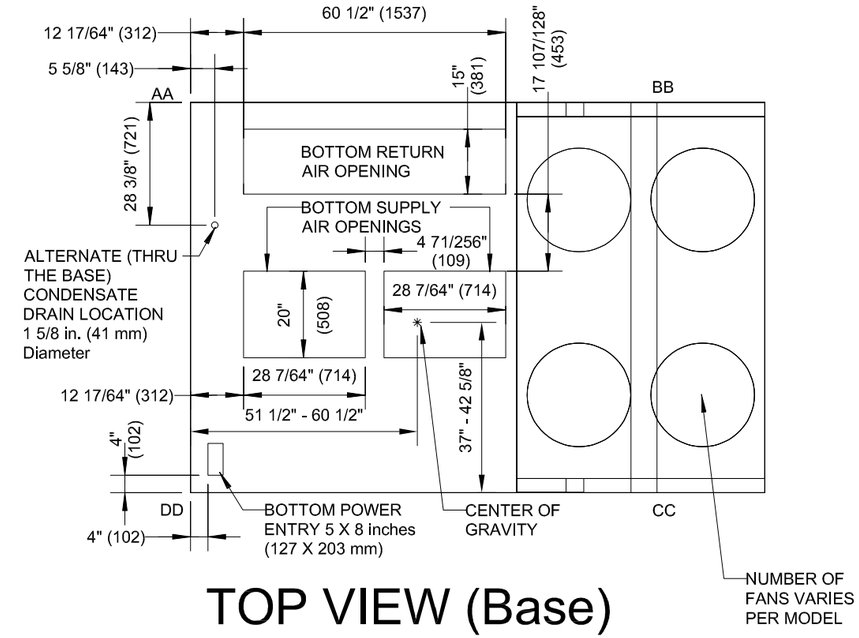

TOP VIEW (Base)

[1] Unit Clearance	A		B		C		D		Top Clearance
	in.	mm	in.	mm	in.	mm	in.	mm	
Service Clearance	60	1524	36	914	36	934*	66	1676	Unobstructed
Minimum Operation Clearance	45	1143	36	914	36	914	41	1041	

NOTE - Entire perimeter of unit base requires support when elevated above the mounting surface.
[1] Service Clearance - Required for removal of serviceable parts.
Minimum Operation Clearance - Required clearance for proper unit operation.
*Service Clearance varies per model.

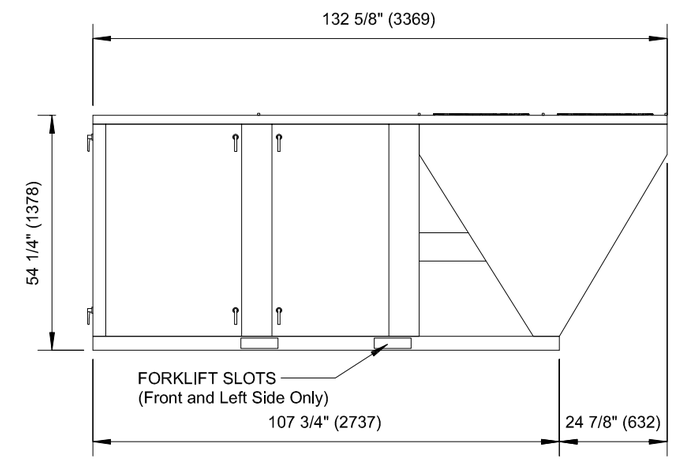

FRONT VIEW

ALLIED™ Commercial

E-Series Packaged Electric High Efficiency Rooftop Units

Series: E-Series

Nominal Cooling Capacity (Tons): 15-30 Ton

Model: LCT

LCT

Scale: N.T.S.

03-25-2025 10:50:06