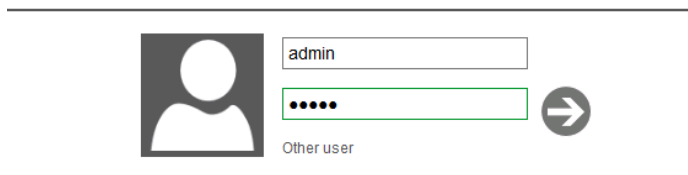
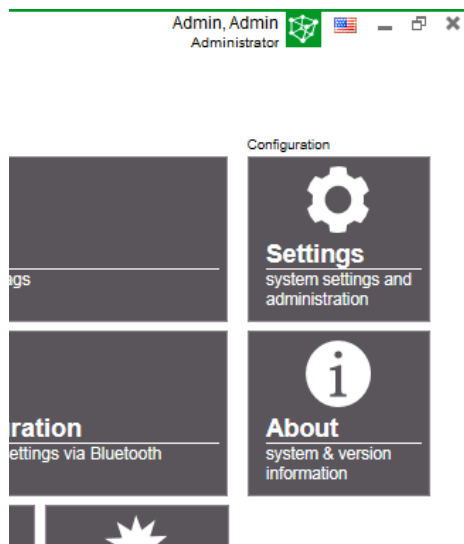


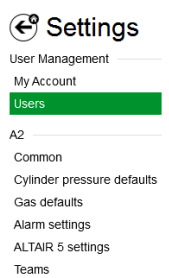
1. Start up MSA A2 Software
2. Login as Administrator
 - a. User: admin
 - b. Pass: admin



3. Change to "Settings"



4. Select "Users" on the left panel

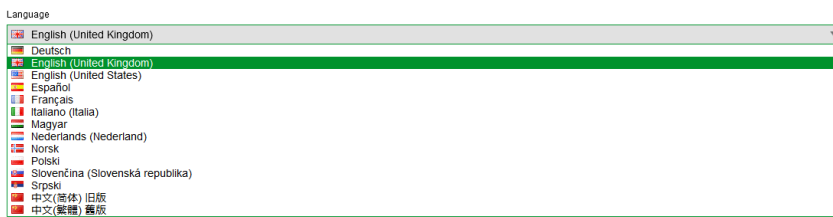


- a. Select your user from the list

Filter

- Hungary
Hungary
- UK
UK
- French
French
- Italy
Italy
- China 1
China 1
- Spain
Spain
- Norway
Norway
- Poland
Poland
- Deutsch
Deutsch
- Serbia
Serbia
- China 2
China 2
- NL
NL
- alphaCONTROL
alphaCONTROL
- US
US
- SL
SL
- Admin, Admin
Admin

b. Change default language on the right



- c. Accept changes at the bottom
- 5. Use logout button or restart the application
- 6. Login dialog is displayed in selected language

