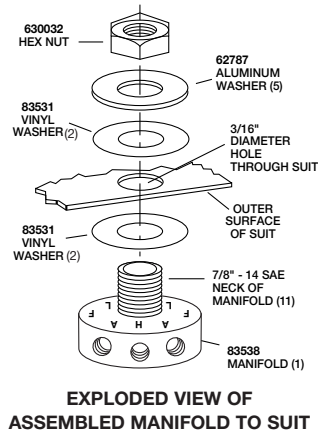


Suit Air Distribution System

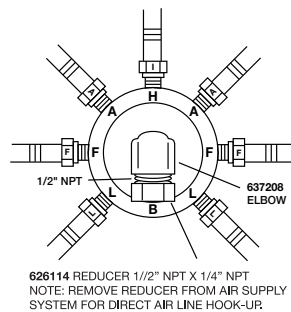
Instructions for Manifold Assembly

1. Remove manifold and air distribution tubing from box.

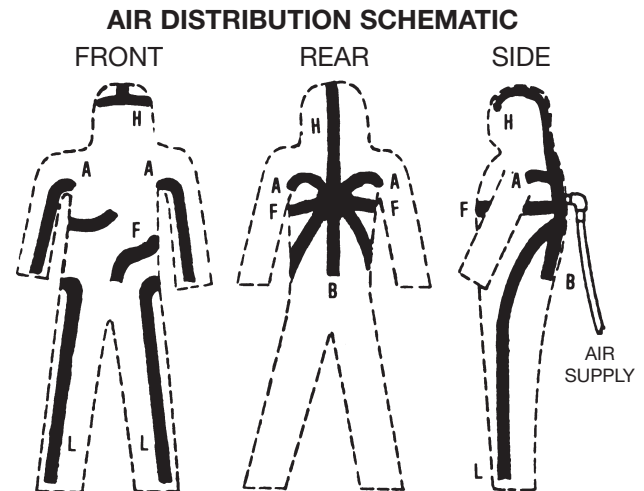
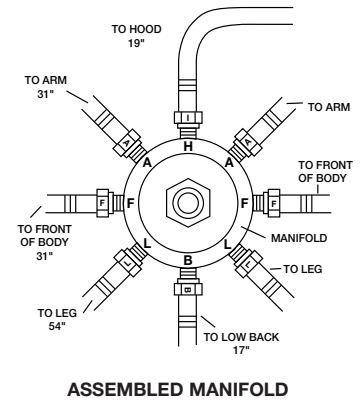
2. Remove hex nut, aluminum washer, and vinyl washers from assembly manifold.
3. Replace one vinyl washer 13/16" diameter hole in back of suit so that air distribution tubing is inside suit with H nipple at top. Replace vinyl washer, aluminum washer and locknut. Tighten securely.



4. Assemble elbow to manifold inlet. (Note: use teflon tape or equivalent on threads before assembly.)



5. Route air distributor tubing as shown.



For More Information: Call (1-800-MSA-2222) or Visit Our Website at (www.MSAnet.com)



Be Sure.
Choose MSA.

MINE SAFETY APPLIANCES COMPANY
PITTSBURGH, PENNSYLVANIA, U.S.A. 15230