



SENSCIENT ELDS™

OPEN AREA AND VZ DEVICES


Open path gas detectors are used to monitor for fugitive emissions and protect plants from the risk of explosion by detecting leaks faster and over a larger area than is feasible with point detection. These devices are typically located around the perimeter of a plant, process or storage area; or positioned in close proximity to specific items of a plant, that pose a real risk of gas escape: e.g. compressors, pump sets, pressure reducers, valves and pipe flanges.



INTERFACE TERMINAL (PC)

Essential for commissioning, event log downloading and fault diagnostics. This industrial PC is suitable for heavy industrial environments and Zone 2 or Class I Div 2 hazardous areas.

IP 65 RATED, WITH 10.4 INCH TOUCH SCREEN
 MICROSOFT WINDOWS 7 PROFESSIONAL OPERATING SYSTEM
 PRELOADED WITH SENSCI ENT S.I.T.E.™ INTERFACE SOFTWARE
 TEAM VIEWER ALLOWING REMOTE SERVICE ACCESS VIA THE INTERNET
 USB TO RS485 INTERFACE CABLE AND PROTECTION FOR HARD WIRED
 INTERFACE (2M LONG)



INTERFACE TERMINAL (TABLET)

Essential for commissioning, event log downloading and fault diagnostics. This tablet is an alternative to the Industrial PC and is suitable for safe area use only, requiring a hot work permit if operated in hazardous areas.


12.3 INCH TOUCH SCREEN, COVER AND INTEGRAL KEY BOARD
 MICROSOFT WINDOWS 10 OPERATING SYSTEM
 PRELOADED WITH SENSCI ENT S.I.T.E.™ INTERFACE SOFTWARE
 TEAM VIEWER ALLOWING REMOTE SERVICE ACCESS VIA THE INTERNET
 USB TO RS485 INTERFACE CABLE AND PROTECTION FOR HARD WIRED
 INTERFACE (2M LONG)

Note: This bulletin contains only a general description of the products shown. While uses and performance capabilities are described, under no circumstances shall the products be used by untrained or unqualified individuals and not until the product instructions including any warnings or cautions provided have been thoroughly read and understood. Only they contain the complete and detailed information concerning proper use and care of these products. Specifications subject to change without notice.

Corporate Headquarters
MSA
 1000 Cranberry Woods Dr
 Cranberry Township, PA 16066
 United States
 +1-724-776-8600

Design Center
MSA Poole
 F1-2 Arena Business Centre
 Holyrood Close
 Poole
 BH17 7FP
 United Kingdom
 +44 (0) 1202 606460


Additional locations can be found
 on our web site:
www.MSAafety.com



OPTICAL ALIGNMENT SCOPE

A precision optical scope assembly with integral optical datum ring providing accurate, 'On axis' alignment, eliminating parallax errors found with top mounted scopes.

PRISM BASED OPTICS, PROVIDING 'RIGHT WAY UP' VIEWING
 SIMPLE 'CROSS HAIR' ALIGNMENT
 STAINLESS STEEL, SPRING LOADED, COUPLING ENABLING SINGLE HANDED MOUNTING
 PELI STORM CASE WITH CUSTOM DENSE FOAM INSERT



OPTICAL ALIGNMENT SIGHT (VZ Only)

A precision optical red dot sight assembly with integral optical datum ring providing accurate, 'On axis' alignment, eliminating parallax errors found with top mounted sights.

RED DOT ALIGNMENT WITH ELEVEN INTENSITY SETTINGS
 REPLACEABLE BATTERY
 PRISM BASED OPTICS, PROVIDING 'RIGHT WAY UP' VIEWING
 STAINLESS STEEL, SPRING LOADED, COUPLING ENABLING SINGLE HANDED MOUNTING
 PELI STORM CASE WITH CUSTOM DENSE FOAM INSERT

ORDERING DETAILS

A-5060-1	INTERFACE TERMINAL (PC), UL1604 OR ANSI/ISA 12.12.01 APPROVED
A-5060-2	INTERFACE TERMINAL (PC), ATEX APPROVED
A-5060-3	INTERFACE TERMINAL (PC), ATEX APPROVED C/W C-TICK FOR AUSTRALIA



GASSING CELL (OPTIONAL)

All Senscient ELDS™ devices incorporate the patented daily auto testing facility called SimuGas™ negating the need for manual routine testing, test gas or plastic filters. Where local procedures require testing with target gas this 29.2 cm long gassing cell can be fitted to either the transmitter or receiver after being filled with an appropriate concentration of gas.

STAINLESS STEEL CONSTRUCTION
 HIGH GRADE INLET / OUTLET GAS VALVES
 PELI STORM CASE WITH CUSTOM DENSE FOAM INSERT
 SUITABLE FOR USE WITH THE FOLLOWING GASES: CH₄, C₂H₄, CO₂, H₂S, MHC & NH₃



SNOW COWL (OPTIONAL)

All Senscient ELDS™ Open area devices are supplied with sun/deluge protection. For extreme driving snow conditions, snow cowls offer extended physical protection.

STAINLESS STEEL CONSTRUCTION
 REPLACES SUN/DELUGE PROTECTION
 PROVIDES EXTRA RADIAL PROTECTION
 PROVIDES EXTRA LENS PROTECTION (15 CM)

A-5065-0	INTERFACE TERMINAL (TABLET)
A-5000-1	OPTICAL ALIGNMENT SCOPE WITH TRANSPORT CASE
A-5030-1	GASSING CELL WITH TRANSPORT CASE
A-5080-8	SNOW COVERS (PAIR OF)
A-5001-1	COMPACT OPTICAL ALIGNMENT SIGHT