

# MSA Fall Protection Overhead Systems

---

**WE KNOW WHAT'S AT STAKE.**

## Global Leaders in Fall Protection

Because we provide customized fall protection solutions all around the world with our range of Latchways® systems, MSA has a thorough understanding of any given country's safety concerns and needs. We have wide-ranging support, too, as our product leadership is backed by a worldwide network of highly trained registered installers and contractor companies.

And MSA is always thinking ahead— monitoring legislative developments around the world so that we can respond quickly with products and services designed to comply with new regulations without sacrificing productivity.

Simply put: MSA is fluent in the global language of fall protection.

No wonder our trusted systems and award-winning components can be found on structures as far away as Sydney's Harbour Bridge and as close by as Milwaukee's Miller Park Stadium.

## Premium fall protection solutions tailored to your project needs

MSA is comprehensive in its care and concern for those working at height. Our versatile fall protection systems— from roof to tower—offer solutions for nearly every work environment. Our experience working with so many different industries, from aerospace to tourism, means we have thorough knowledge of the particular fall protection needs specific to a variety of applications.

So tell us what you're looking for. With our Latchways range of smartly engineered systems and best-quality products, you're in the hands of experts.

### Commercial and Public Buildings

Imagine providing safe access without damaging roof integrity. Latchways horizontal and inclined systems, with their Constant Force® Posts, do just that. We created systems like WalkSafe® to help further reduce wear and tear and LadderLatch™ to keep workers safe as they climb new heights.

### Transmission Towers, Distribution and Telecommunications

From towers to masts to monopoles, Latchways vertical systems can be seen protecting workers on transmission towers and distribution and telecommunication structures all over the world— even those in the most icy, rainy conditions.

### Bridges and Infrastructure

Each bridge and infrastructure project has different fall protection requirements. Latchways inclined, horizontal and vertical systems deliver unprecedented versatility, making it safe for workers to maintain cables, traverse bridge undersides, or safely access towers—no matter how harsh the conditions.

### Industrial Manufacturing


From overhead systems for above machinery operation to permanently installed lifelines, to temporary SRLs for one-off maintenance jobs, Latchways brings safety solutions to virtually any industrial manufacturing project. Our systems can link together horizontally, vertically and up inclines, and can be retrofitted or included as part of a new build.

### Oil and Gas

Our range of user-friendly safety solutions, from Latchways Self-Retracting Lifelines to Latchways Personal Rescue Device®, meet the demands of the oil and gas industry—and then some. With vertical, horizontal and inclined cable systems designed to follow complex contours found on rigs, pipe racks, gantries and more, we bring fall protection to the most severe environments.

### Wind Energy

From wind farm owners to maintenance contractors to global turbine manufacturers, wind energy professionals rely on innovations like our Latchways Sealed Self-Retracting Lifeline for safety and our TowerLatch™ unit for uninterrupted ladder ascension.





### Overhead System


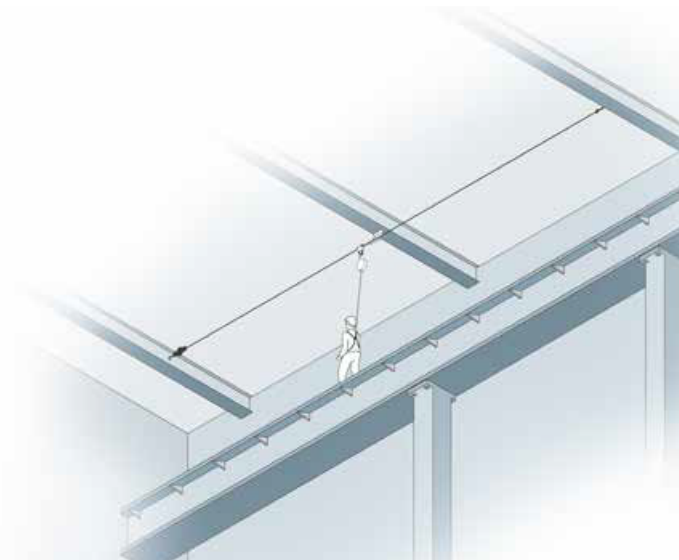

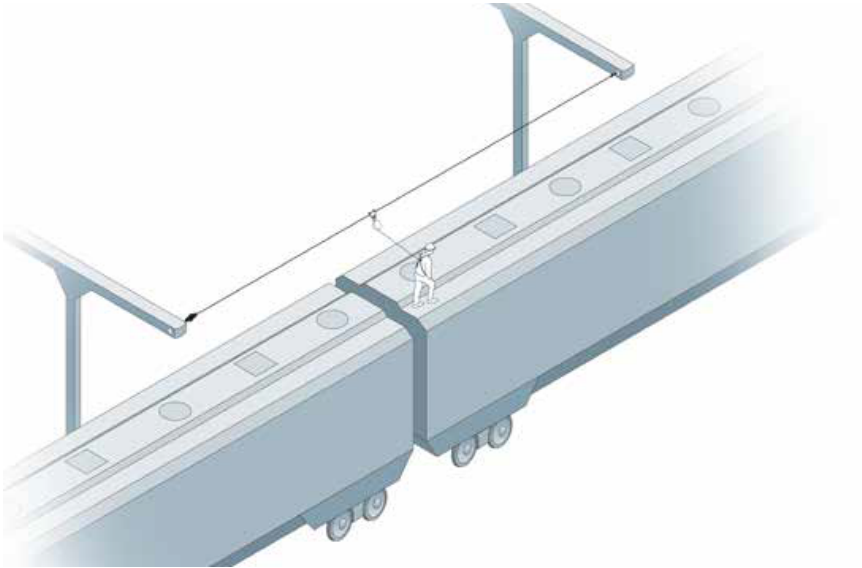
Latchways' overhead systems combine Innovative Constant Force® technology with a robust mobile anchorage that offers outstanding levels of safety, convenience and versatility in virtually any industrial environment. Workers attached to the overhead system enjoy both unfettered mobility and continuous, hands-free security whilst working at height.

#### Safe

- System tested to EN 795
- Mobile anchorage certified by SATRA
- Conforms to EN 362:1992
- System uses 1 x 19 stainless steel .31"mm. Cable has low stretch properties and breaking strength exceeding 10,000lbf
- In-line Constant Force energy absorber ensures that the maximum load on the worker and end anchor in the event of a fall does not exceed 40,000lbf
- System cable is tensioned to 1,100 lbf to prevent cable sag and possible whiplash in the event of a fall
- Mobile anchorage glides freely through intermediate cable guides, allowing worker mobility at different angles for continuous hands-free protection

#### Ease of installation and use

- Quick and simple installation
- Suitable for virtually all industrial environments, such as warehouses and loading bays
- Less costly to install than 'I' beam systems
- Can be configured as a single span (as approximately 60 m) or multi-span system
- Can be used by as many as three workers
- Mobile anchorages remain permanently attached to system
- Can be retrofitted to existing structures or incorporated at the design stage of new facilities
- Easily able to accommodate changes of direction
- Written warranty available on service life of system



## Components

### 1. Constant Force Energy Absorber

Located at one end of the system, the energy absorber ensures that the maximum load transferred to the structure in the event of a fall does not exceed 18 kN.

### 2. Overhead System Mobile anchorage

Connects the user via a SRL (Self Retracting Lifeline) to the overhead fall protection cable.

### 3. Intermediate Brackets

Support the cable on multi-span systems and also accommodate change in direction.

### 4. Line Tensioning Device

Allows the system to be correctly tensioned for use.

Indicator disc will spin freely when correct tension is reached at 5 kN.

## Overhead Systems—Single- and Multi-Span Systems Components

With Latchways overhead systems, all you have to do is look up and you'll find a greater sense of security and confidence.

Combining MSA's unique knowledge of fall protection with innovative Constant Force technology, our overhead systems deliver maximum accessibility and hands-free mobility—not to mention ease of use and simple installation.


The Latchways range of overhead systems house Constant Force technology in an in-line energy absorber, so if a worker connected to the system should fall, the Constant Force energy absorber controls the load back to the structure. Simply put, it's a smartly designed system precisely engineered to react lightning quick.

Ideal for industrial environments and in applications such as warehouses, loading bays and airplane hangars, Latchways overhead system is heads above when it comes to fall protection safety.

Did you know that, for systems up to 200 ft (61 m), intermediate brackets are not necessary? Latchways overhead systems remove the need for structural elements and intermediate bracket fittings to be installed. **Latchways is the only product to achieve this.**




### Single-Span System Components—distances up to 200 ft (61 m)



### Multi-Span System Components—all distances and those greater than 200 ft (61 m)



**A**



**Constant Force Energy Absorber**

Located at one end of the system, the energy absorber ensures that, in the event of a fall, the maximum load transferred to the structure does not exceed 4047 lbs (18 kN).


**B**



**Overhead System Mobile Anchorage**

Allows an SRL to be connected to the overhead system.

**C**



**Line Tensioning Device**

Allows the system to be correctly tensioned for use. The indicator disc will spin freely when the correct tension is reached at 1124 lbs (5 kN).


**D**



**Mobile Anchorage**

Allows an SRL to be connected to the overhead system. Anchorage can travel over intermediate brackets without disconnection.

**E**



**Intermediate Brackets**

Support the cable on multi-span systems and also accommodate change in direction.



# MSA – The Safety Company

---

*Our business is safety. We've been the world's leading manufacturer of high-quality safety products since 1914. MSA products may be simple to use and maintain, but they're also highly-sophisticated devices and protective gear – the result of countless R&D hours, relentless testing and an unwavering commitment to quality that saves lives and protects thousands of men and women each and every day. Many of our most popular products integrate multiple combinations of electronics, mechanical systems and advanced materials to help ensure that users around the world remain protected in even the most hazardous of situations.*

## Our Mission

---

MSA's mission is to see to it that men and women may work in safety and that they, their families and their communities may live in health throughout the world.

**MSA: Because every life has a purpose.**

### Your direct contact

**MSA Australia**  
11 Columbia Way  
Baulkham Hills NSW 2153  
Customer Service: 1300 728 672  
Fax: (02) 9896 1835  
Email: [aus.customerservice@MSAsafety.com](mailto:aus.customerservice@MSAsafety.com)

**MSA New Zealand**  
Customer Service: 0800 441 335  
Email: [nz.customerservice@MSAsafety.com](mailto:nz.customerservice@MSAsafety.com)

For contact details of your local MSA affiliate, please visit our website.