

MSA Latchways® Personal Rescue Device (PRD®)

Integrated harness system for self rescue





MSA Latchways Personal Rescue Device (PRD®)

MSA has revolutionized the rescue process with the development of the Latchways PRD—an integrated harness system allowing self-rescue. The lightweight, unobtrusive rescue device is contained in a small ‘backpack’ attached to a full body harness and is designed to be used in conjunction with a fall protection system or anchor point.

In the event of a fall the Latchways PRD harness suspends the user and then allows a gentle lowering to the ground in a controlled descent. The device features a 65 ft (20 m) spool of Aramid rope which is released at a controlled rate through an integral braking mechanism. The innovative design uses quality components and a limited number of moving parts to enable 100% mechanical integrity.

The Need for a Rescue Plan

There is a legal obligation to have a full and comprehensive rescue plan in place when individuals are working at height. OSHA standards require employers to make specific provisions for emergency planning.

An example of this is 1956.502(d)(20) ‘Fall protection systems criteria and practices’ which states “The employer shall provide for prompt rescue of employees in the event of a fall or shall assure that employees are able to rescue themselves”.

Minimal Training and Fast Rescue

User Training

Unlike all other rescue kits, no specialist training is required as the Latchways PRD is worn in place of a standard full body harness and activation is achieved by simply pulling the release cord.

Pre-use Checks

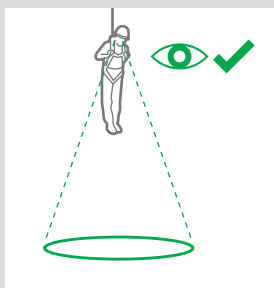
The Latchways PRD has been designed to be user-friendly so pre-use checks are minimal. The descent device, harness and backpack should be checked for any signs of:

- use (a descent has been performed)
- damage
- corrosion
- chemical attack

Periodic examination is required at least annually or more frequently to adhere with corporate PPE inspection schedules.



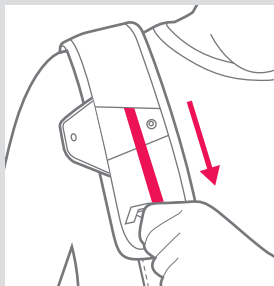
User Instructions



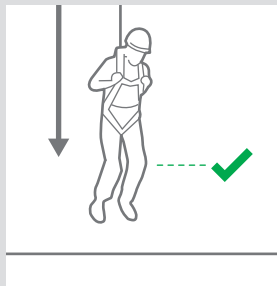
1 Check the ground below to ensure descent path is clear and a safe landing is possible.



2 Open the flap on the right shoulder strap to access the release cord.



3 Pull sharply on the release cord.



4 Prepare for landing by bending knees.

Key facts

Descent Height	65 ft (20 m)
Complete Weight	7.9 lbs (3.6 kg) (2.2 lbs (1 kg) harness/ 5.7 lbs (2.6 kg) rescue device)
User Weight	130 – 310 lbs (59 – 140 kg)
Descent Speed	4.1 ft (1.25 m) per second
Secondary Release Mechanism	Should the user not be able to rescue themselves, the device can be activated by a third party
Component Parts	Descent line made from Aramid rope (UHMwPE rope with Aramid overbraid)
Training	Minimal user training required—no annual user refresher training required
Maintenance	Periodic examination limited to a series of visual inspections carried out by a competent person (full instructions provided)

Standards

The Latchways PRD consists of a full body harness and integral descender device that conforms to all required standards.

The harness conforms to:

- ANSI Z359.11:2014
- CSA Z259.10-12

The descender device conforms to:

- ANSI Z359.4:2013
- CSA Z259.2.3-12

The backpack and harness are:

- Waterproof and dustproof IP56 (Ingress Protection)
- -40° F to +140° F (-40° C to +60° C) Operating temperature
- Successfully assessed against ATEX category Ex II 2 G c IIC T3.

The Arc Flash model has been tested to ASTM F887-11.

EVOTECH® Full-Body Harness Sizing Guide

ft (m)																
6'-6" (2.0)																
6'-4" (1.9)																SX-LARGE
6'-2" (1.9)																
6'-0" (1.8)																X-LARGE
5'-10" (1.8)																STANDARD
5'-8" (1.7)																SMALL/
5'-6" (1.7)																X-SMALL
5'-4" (1.6)																
5'-2" (1.6)																
5'-0" (1.5)																
	110	130	150	170	190	210	230	250	270	290	310	330	400			
	(50)	(59)	(68)	(77)	(86)	(95)	(105)	(114)	(123)	(132)	(141)	(150)	(181)			

Ordering Information

PRD	Harness Type			Size		Line Length	Standards		
	Part Number	EVOTECH	EVOTECH Lite	EVOTECH Arc Flash	STD	XLG	ANSI Z359	CSA Z259	OSHA
	10176307	■			■		65 ft	■	■
	10176308	■				■	65 ft	■	■
	10176309		■		■		65 ft	■	■
	10176310		■			■	65 ft	■	■
	10176311			■	■		65 ft	■	■
	10176312			■		■	65 ft	■	■

MSA Latchways Personal Rescue Device (PRD)

Ease of Use

The PRD's patented components have been designed to fit neatly into the 'backpack' to ensure the worker can safely go about their daily work. The backpack zips onto the harness so that it becomes part of everyday wear for those who work at height. The harness is lightweight and unobtrusive but also robust, ensuring it can withstand the rigours of the harshest working environments.



Rescue Benefits

- Significantly reduces rescue time
- Always available
- Self-activated
- Intuitive use
- Clear rescue plan
- Improves user safety



The Latchways PRD range

The Latchways PRD range now also includes the EVOTECH, EVOTECH Lite, and EVOTECH Arc Flash Full-body Harnesses.



**Latchways PRD
EVOTECH
Full-body Harness**



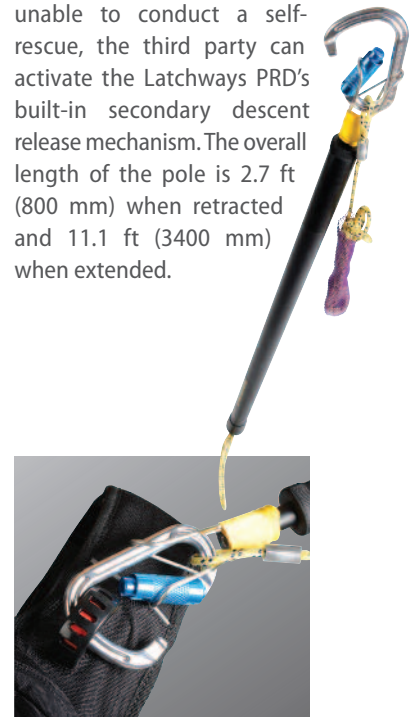
**Latchways PRD
EVOTECH Lite
Full-body Harness**



**Latchways PRD
EVOTECH Arc Flash
Full-body Harness**

Rescue Pole

The Latchways Rescue Pole is designed to be used by a third party. Should the user be unable to conduct a self-rescue, the third party can activate the Latchways PRD's built-in secondary descent release mechanism. The overall length of the pole is 2.7 ft (800 mm) when retracted and 11.1 ft (3400 mm) when extended.





Our Mission

MSA's mission is to see to it that men and women may work in safety and that they, their families and their communities may live in health throughout the world.

MSA: Because every life has a purpose.

Note: This Bulletin contains only a general description of the products shown. While uses and performance capabilities are described, under no circumstances shall the products be used by untrained or unqualified individuals and not until the product instructions including any warnings or cautions provided have been thoroughly read and understood. Only they contain the complete and detailed information concerning proper use and care of these products.



ID 4600-013-MC / May 2016
© MSA 2016 Printed in U.S.A.

MSA – The Safety Company

MSA Singapore
MSA S.E Asia Pte Ltd
35 Marsiling Industrial Estate Road 3,
#04-01, Singapore 739257.
Phone: +65 6350 4500
Fax: +65 6350 4505
Email: msa.singapore@MSAsafety.com

MSA Indonesia
Kompleks Multiguna Kemayoran No 1-K
Jl. Rajawali Selatan Raya Block C5 No. 2
Jakarta Utara 14410, Indonesia
Phone: +62 21 6409 000
Fax: +62 21 641 2831
Email: msa.indonesia@MSAsafety.com

MSA Australia
11 Columbia Way
Norwest Business Park
Baulkham Hills NSW 2153
Phone: 1300 728 672
Fax: +61 2 9896 1835
Email: aus.customerservice@MSAsafety.com

MSA Malaysia
No.5, Jalan P4/8A, Crest Hill Industrial Park
Bandar Teknologi Kajang, Semenyih
43500 Selangor, Malaysia
Phone: +603 8724 8208/9208
Fax: +603 8724 2208
Email: msa.malaysia@MSAsafety.com

MSA New Zealand
Customer Service
Phone: 0800 441 335
Email: nz.customerservice@MSAsafety.com

MSA (Thailand) Ltd.
28th Floor Suntower Bldg. B, No. 2801
123 Vibhavadi-Rangsit Rd., Chompon
Chatuchak, Bangkok 10900, Thailand
Phone: +66 2617 8211
Fax: +66 2617 8214
Email: msa.thailand@MSAsafety.com

MSA Philippines
Unit 2309 Jollibee Plaza
Condominium Building
F. Ortigas Jr. Road, Ortigas Center
Pasig City, Philippines
Phone: +63 9209 742 191

For sales enquiry, contact us [here](http://MSAsafety.com).

MSAsafety.com