



Fit for Purpose

Latchways Standard SRL

Product Testing
& Performance



Introduction

With over 35 years of fall protection experience, Latchways has developed their line of Self Retracting lifelines; the world's first completely field serviceable Standard SRLs.

The Latchways SRL range offers a dependable means of fall protection and has been specifically designed for use in a number of different environments enabling an unhindered hands-free fall protection solution. Utilizing modern engineering and innovative design, they are among the most advanced, reliable and cost-effective SRL lines available today.

The Latchways Standard SRL has undergone extensive, independently verified testing to ensure consistent, reliable performance.

The Latchways Standard SRL has been developed with a number of unique features to provide a Smarter, and Stronger alternative to traditional SRLs. This document is designed to highlight the benefits and assist the decision making process.

Checklist

- ✓ Completely field serviceable
- ✓ Frictionless Constant Force[®] braking mechanism
- ✓ ATEX assessed
- ✓ Impact resistant toughened case
- ✓ Meets and exceeds global industry standards
- ✓ 100% Full Contact[™] locking mechanism

Completely field serviceable



Wherever the Latchways SRL is in service, full inspection can be undertaken quickly and easily enabling complete field serviceability—a totally unique feature in the market.

The entire range has been developed with a modular design to enable simple key component replacement. These parts can be changed in a matter of minutes and the unit doesn't require historical costly "return to factory" servicing (service charge, labor and downtime).

The replacement components are:

- Cable Assembly
- Energy Absorber
- Labels
- Cases



Frictionless Constant Force® load absorbing mechanism



Our patented 'Constant Force' braking mechanism, is an intelligently engineered coil of stainless steel, it has no moving parts and does not require adjustment or recalibration over the life of the product. In the event of a fall, the coil simply unwinds and it's this unwinding (metal deformation) which absorbs the energy generated in a fall.

Traditionally, SRLs (or fall arrestors) rely on friction braking to absorb the energy generated following a fall from height. Friction braking materials are typically two materials pressed together at a pre-set tension—resisted movement of these surfaces against each other absorbs the energy. However, to work effectively, the tension between the two surfaces needs to be pre-set and in turn checked regularly, as over time tension can deplete which could affect performance. This re-tensioning is often a complicated procedure and requires specific tools and return to a 'service center' which incurs



Impact resistant casings



The Latchways Standard SRL range is encased in an impact modified nylon housing, which is 'egg shaped' to protect the chassis inside. This purely acts as armor—no critical components form part of the casing, meaning that even in the event of severe damage, it can be easily replaced. These cases are also UV stabilized and do not become brittle with age.



Meets and exceeds global industry standards



The Latchways SRL range meets and exceeds the following global standards:

- BS EN 360:2002
- ANSI Z359.14-2012
- OSHA 1910.66
- OSHA 1926.502
- CSA Z259.2.2-98
- ISO 9001 Certified company.



100% Full Contact™ locking mechanism



Latchways SRLs feature a patented locking mechanism where the pawls are always in contact with a central tooth disc. In the event of a fall, the Full Contact pawl locking mechanism provides a more reliable means of fall arrest. Traditional SRLs also utilize pawls to centrifugally lock into a tooth disc or toothed casing, however the pawls only engage upon lock testing or in the event of a fall. Correct functioning of the pawl mechanism in a traditional unit cannot be felt when in use. Latchways SRLs enable the user to hear (and feel) the pawls functioning correctly as the lifeline extends and retracts.



ATEX assessment standards



Assessed to BS EN 13463-1:2001 and EN 13463-5:2003 equipment group II, category 2 (Ex II 2 G c IIC T6) for use in areas in which explosive atmospheres caused by mixtures of air and gases, vapors or mists or by air/dusts mixtures are likely to occur.



Full training and recertification program



The modular design allows for quick and easy recertification with just a few simple tools. Latchways can offer training to inspect and maintain the product on-site, significantly reducing cost of ownership by minimizing unit downtime throughout the SRL's life.



Smarter. Simpler. Stronger.



The three key areas that highlight these benefits are summarised under Smarter, Simpler and Stronger.

Smarter

Traditional SRLs rely on a friction-based braking mechanism to absorb energy in the event of a fall. Maintenance of these devices are undertaken in service centers, often due to the complexity and tooling required for recertification.

- The Latchways Constant Force braking mechanism is completely different and eliminates the costly requirement of factory servicing, even in the event of a fall.
- Frictionless energy absorption has no moving parts, can't go out of adjustment and isn't affected by contaminants or temperature.
- Modular design means individual components can be removed and replaced in minutes on-site with simple tooling.
- Components can be visually inspected, without any complicated mechanical testing.

Latchways Constant Force energy absorber can be replaced in minutes.

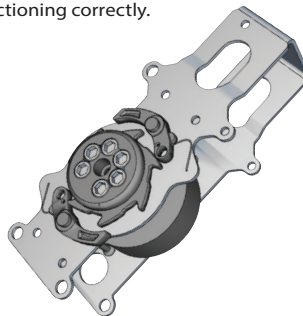


Simpler

Locking pawls found in traditional SRLs only engage in the event of a fall, they're held at rest while in use. The pawls of the Latchways SRL are always in contact with the locking tooth disc, providing a reliable locking mechanism—we call it Full Contact. It creates an audible click (which can also be felt), reassuring the user the unit is functioning correctly whether the cable is extending or retracting.

- Constantly moving, 100% Full Contact locking mechanism cannot freeze, hang up or corrode.
- No wet lubrication to attract dirt and debris.
- Stainless Steel chassis and components ensures SRL is

The Full Contact pawl mechanism 'clicks' to reassure the user the SRL is functioning correctly.



Stronger

A rugged impact modified nylon case protects the unique modular chassis design.

- Case is manufactured from unique toughened nylon to resist impact damage and protect internal chassis.
- Modular chassis design and case are not integrated allowing the case to serve strictly as the protective armor.

Internal Latchways testing



Works in freezing conditions



Can withstand contaminants



Impact resistant case

Tested operational temperature range: -30°C to +54°C (-22°F to +129°F).

Further testing conducted at Latchways:

- Cyclic testing—SRL cable fully extended and retracted 20,000 times (with component inspection of pawls & tooth disc for wear) ensuring consistent performance from first to last test.
- Fifty consecutive drop tests on a single chassis (simply replacing the Constant Force Absorber each time) to further verify the design durability of the chassis and locking mechanism.

The range

Latchways has redefined functionality, performance and serviceability of SRLs.

Latchways SRLs are available in a wide range of lengths in both webbing and cable lifelines—so whatever the job, there is a product for you.



Easy to service, even in the field

The Latchways SRL's modular design allows for quick and easy recertification with just a few simple tools. This recertification can be performed locally by authorized representatives, or even on-site ensuring the Latchways SRL has minimal time out of action.



Latchways SRL Range

Model	Part Description	Line Type	Length (m/ft)	Size L x W x D (mm/in)	Weight (kg/lbs)	Anchorage
62004-00UK	3.6 m (12 ft) Webbing SRL	20 mm x 2 mm (0.781 x 0.078") Polyester Webbing	3.6 m (12 ft)	220 mm x 141 mm x 98 mm (8.688 x 5.563 x 3.875")	1.9 kg (4.2 lbs)	Double Locking Snap Hook
62007-00UK	7 m (23 ft) Webbing SRL	25 mm x 2mm (1" x 0.094") Polyester Webbing	7 m (23 ft)	275 mm x 185 mm x 125 mm (10.813 x 7.313 x 4.938")	3.8 kg (8.4 lbs)	Double Locking Snap Hook
62207-00UK	7 m (23 ft) Cable SRL	Ø 5 mm (0.187") Stainless Steel Cable (7x19)	7 m (23 ft)	330 mm x 348 mm x 122 mm (13 x 6.688 x 4.813")	4.9 kg (10.8 lbs)	Swivel Double Locking Snap Hook
62407-00UK	7 m (23 ft) Cable SRL	Ø 5 mm (0.187") Galvanized Steel Cable (7x19)	7 m (23 ft)	330 mm x 348 mm x 122 mm (13 x 6.688 x 4.813")	4.9 kg (10.8 lbs)	Swivel Double Locking Snap Hook
62209-00UK	9 m (30 ft) Cable SRL	Ø 5 mm (0.187") Stainless Steel Cable (7x19)	9 m (30 ft)	357 mm x 186 mm x 127 mm (14.063 x 7.313 x 5")	5.6 kg (12.3 lbs)	Swivel Double Locking Snap Hook
62409-00UK	9 m (30 ft) Cable SRL	Ø 5 mm (0.187") Galvanized Steel Cable (7x19)	9 m (30 ft)	357 mm x 186 mm x 127 mm (14.063 x 7.313 x 5")	5.6 kg (12.3 lbs)	Swivel Double Locking Snap Hook
62210-00UK	10 m (33 ft) Cable SRL	Ø 5 mm (0.187") Stainless Steel Cable (7x19)	10 m (33 ft)	357 mm x 186 mm x 127 mm (14.063 x 7.313 x 5")	5.6 kg (12.3 lbs)	Swivel Double Locking Snap Hook
62410-00UK	10 m (33 ft) Cable SRL	Ø 5 mm (0.187") Galvanized Steel Cable (7x19)	10 m (33 ft)	357 mm x 186 mm x 127 mm (14.063 x 7.313 x 5")	5.6 kg (12.3 lbs)	Swivel Double Locking Snap Hook
62215-00UK	15 m (50 ft) Cable SRL	Ø 5 mm (0.187") Stainless Steel Cable (7x19)	15 m (50 ft)	395 mm x 214 mm x 130 mm (15.563 x 8.438 x 5.125")	7.4 kg (16.3 lbs)	Swivel Double Locking Snap Hook
62415-00UK	15 m (50 ft) Cable SRL	Ø 5 mm (0.187") Galvanized Steel Cable (7x19)	15 m (50 ft)	395 mm x 214 mm x 130 mm (15.563 x 8.438 x 5.125")	7.4 kg (16.3 lbs)	Swivel Double Locking Snap Hook



Constant Force® is a registered trademark of Latchways plc
Full Contact™ is a trademark of Latchways plc

Images shown are for visual purposes only, hook configurations and labels are subject to change.

Note: This Bulletin contains only a general description of the products shown. While uses and performance capabilities are described, under no circumstances shall the products be used by untrained or unqualified individuals and not until the product instructions including any warnings or cautions provided have been thoroughly read and understood. Only they contain the complete and detailed information concerning proper use and care of these products.

MSA Singapore
51 Ayer Rajah Crescent #04-01/09
Singapore 139948
Tel: +65 6776 1633
Fax: +65 6778 2529
Email: msa.singapore@MSAsafety.com
www.MSAsafety.com

MSA Malaysia
No.5, Jalan P4/8A, Crest Hill Industrial Park
Bandar Teknologi Kajang, Semenyih
43500 Selangor
Malaysia
Tel: +603 8724 8208/9208
Fax: +603 8724 2208
www.MSAsafety.com

MSA Indonesia
Kompleks Multiguna Kemayoran No 1-K
Jl. Rajawali Selatan Raya Block C5 No. 2
Jakarta Utara 14410
Indonesia
Tel: +62 21 6409000
Fax: +62 21 6412831
Email: msa.indonesia@MSAsafety.com
www.MSAsafety.com

MSA Philippines
Unit 2309 Jollibee Plaza
Condominium Building
F. Ortigas Jr. Road, Ortigas Center
Pasig City
Philippines
www.MSAsafety.com

MSA (Thailand) Ltd.
28th Floor Suntower Bldg. B, No. 2801
123 Vibhavadi-Rangsit Rd., Chomphon
Chatuchak, Bangkok 10900
Thailand
Tel: +66 2617 8211
Fax: +66 2617 8214
Email: msa.thailand@MSAsafety.com
www.MSAsafety.com