



MSA Cairns® Fire Helmets

Quick-Start Fit Test Guide



1. Adjust front headband ride height by pulling Velcro tabs apart; set height to a position that maximizes helmet fit, stability and comfort.


Note: Angle or location of front headband may need to change, depending upon whether or not you wear an SCBA facepiece.



3. Don helmet and adjust ratchet to maximize fit, stability and comfort of headband and nape strap around your head. Proper fit places front headband just above your eyebrows, sides of headband above your ears and nape strap "hugging" the bump on the back of your head. Then, connect yellow quick-release buckle, cinching chin strap so that it fits snugly under your chin.

Note: If you feel gaps between your head and headband liner, refer to Foam Pad Adjustment Kit included with your helmet.

2. Adjust location of nape strap by locating button at end of both nape strap arms. Press button in and slide nape arm to desired location. Be sure to don helmet as you adjust from one location to next; adjustment should be made to maximize helmet fit, stability and comfort.



4. For helmets equipped with optional four-point chin strap, with main chin strap connected and cinched, pull additional straps and connect hook to loop. As with others, this adjustment should be made to maximize helmet fit, stability and comfort.

Note: This Bulletin contains only a general description of the products shown. While uses and performance capabilities are described, under no circumstances shall the products be used by untrained or unqualified individuals and not until the product instructions including any warnings or cautions provided have been thoroughly read and understood. Only they contain the complete and detailed information concerning proper use and care of these products.



P/N 10173132 Rev 0
ID 3600-83-MC / Dec 2015
© MSA 2015 Printed in U.S.A.

MSA – The Safety Company
1000 Cranberry Woods Drive
Cranberry Township, PA 16066 USA
Phone 724-776-8600
www.MSAafety.com
U.S. Customer Service Center
Phone 1-800-MSA-2222
Fax 1-800-967-0398

MSA Canada
Phone 1-800-672-2222
Fax 1-800-967-0398
MSA Mexico
Phone 01 800 672 7222
Fax 52 - 44 2227 3943