

Please complete all six (6) sections on this form to help MSA Logo Express Service create the perfect custom-imprinted and striped helmets!

SECTION 1: GENERAL INFORMATION

Please complete information in this section. All information is required to place an order.

Distributor Company Name: _____ Date _____

Distributor Contact Name: _____ Phone _____

Distributor Contact Email: _____ Fax _____

Purchase Order: _____

Ship To: _____
(Name and/or Company)

(Complete Street Address, including PO Box, if applicable)

(City, State and ZIP)

Indicate End User Industry: Telecomm Utility Petro/Chem
 Construction Other: _____

End User Company Name: _____

SECTION 2: HELMET AND SUSPENSION SELECTION

Place an "X" in the box that shows the helmet and suspension required by customer. Please note the Minimum Order Quantity (MOQ) of custom-imprinted and/or striped helmets. The MOQ must be of the same model, size and style for each custom logo requested.


MSA Helmet Type	Suspension				MOQ
	Fas-Trac	Staz-On ¹	1-Touch	Swing-Ratchet	
<i>All helmets Standard Size (unless otherwise noted)</i>					
V-GARD CAP (STANDARD)					20
V-GARD CAP (LARGE)					20
V-GARD CAP (SMALL)					20
V-GARD 500, VENTED					20
V-GARD 500, NON-VENTED					20
SMOOTHDOME CAP					20
TOPGARD CAP					20
THERMALGARD CAP					16
SKULLGARD CAP					16
SUPER-V CAP					12
VANGUARD CAP					12
COMFO CAP					20
BUMP CAP (PLASTIC SUSPENSION)					40
V-GARD FULL BRIM HAT					20
V-GARD 500, VENTED, FULL BRIM HAT					20
V-GARD 500, NON-VENTED, FULL BRIM HAT					20
TOPGARD FULL BRIM HAT					20
SKULLGARD FULL BRIM HAT					16

¹ V-Gard Caps and Full Brim Hats are CSA-Certified when assembled with MSA Fas-Trac or 1-Touch Suspension.


SECTION 3: STRIPING SELECTION

Check the appropriate box for the striping location(s) required by customer. Please indicate the part number for the striping.


Striping Options




Front
Front Stripe PN



Back
Back Stripe PN



Left Side
Left Stripe PN




Right Side
Right Stripe PN


SECTION 4: LOGO POSITION²

Check each box, as required, to indicate the custom logo location(s) requested by customer.


Logo Position




Front



Back



Left Side



Right Side

² Skullgard helmets can only be logoed on front. Comfo Caps can only be logoed on sides. Bump Caps can only be logoed on front, in one color.

SECTION 5: HELMET COLOR SELECTION

For the helmet ordered in Section 2, please select the stocked color requested by the customer. Put the quantity requested in the appropriate cell, keeping MOQs in mind. Only colors shown are considered "stocked;" all others are non-stocked. Additional fees and MOQs may apply to non-stocked helmet colors. Please note: logo color reversal may be required, depending on the color of the logo and the helmet selected (i.e, a dark logo will only show up on a light helmet and vice-versa).

Color	Caps											Full Brim Hats				
	V-Gard Cap	V-Gard 500, Vented	V-Gard 500, Non-vented	Smooth Dome Cap	Topgard Cap	Thermalgard Cap	Skullgard Cap	Comfo Cap	Bump Cap	Super-V Cap	Vanguard Cap	V-Gard Full Brim Hat	V-Gard 500, Non-vented Full Brim Hat	V-Gard 500, Vented, Full Brim Hat	Topgard Full Brim Hat	Skullgard Full Brim Hat
WHITE																
YELLOW																
BLUE																
RED																
ORANGE																
GREEN																
HI-VIZ ORANGE																
HI-VIZ YELLOW GREEN																
GRAY*																
NATURAL																
HI-VIZ RED-ORANGE																
BRIGHT ORANGE																
BRIGHT LIME GREEN																
CANADIAN BLUE																
GOLD																
ROBIN'S EGG BLUE																
BROWN																
SILVER																
TAN																
BLACK																
LIGHT BUFF																
PURPLE																
PINK																

* For V-Gard and Super-V helmets, Gray is Gray (Navy).

SECTION 6: LOGO ARTWORK SUBMISSION AND AUTORIZATION

Please read the following information about preferred artwork formats and check the appropriate boxes indicating what you have supplied to MSA Logo Express to create custom-imprinted helmets.

- I have provided camera-ready artwork in one of these PC-ONLY formats (check one):
 - Vector File formats: .cdr, .ai, .eps (MSA-PREFERRED FORMATS).
 - Raster File formats: .jpg, .tif, .gif, .pdf, .png, and .bmp. I have saved the raster file at a 300 dpi minimum to ensure logo reproduction clarity.
- I have provided all linked graphics.
- I am submitting text, and have used the "create outlines" option in Adobe Illustrator or the "convert to curve" option in CorelDraw. I have also submitted the fonts with the artwork files.
- I have listed any Pantone Matching System (PMS) ink colors with the submission email.
- Other Comments:
- I have signed the authorization immediately below:

I acknowledge that the information I have completed on this form and the logo submitted are accurate and complete.

I and/or my company represent and warrant that I/it own all rights to, or have a license to use, the logo/graphics/artwork that I am submitting to MSA Logo Express. I and/or my company agree to defend and indemnify MSA against all lawsuits or other actions, and any damages suffered and expenses MSA incurs with regard to any such lawsuits or actions, including reasonable attorneys' fees, resulting from any breach of these representations and warranties.

(Printed Name of Authorizer)

(Written Authorized Signature)

- I have emailed the artwork file, the signed form and the PMS color indicators (as needed) to: Logo.Express@MSAsafety.com.

For questions, please contact MSA Logo Express Service:

EMAIL: Logo.Express@MSAsafety.com

PHONE: 1-800-MSA-LOGO (1-800-672-5646)

FAX: 1-724-325-2252

ADDRESS: MSA Logo Express,
3880 Meadowbrook Rd.,
Murrysville, PA 15668-1753

