


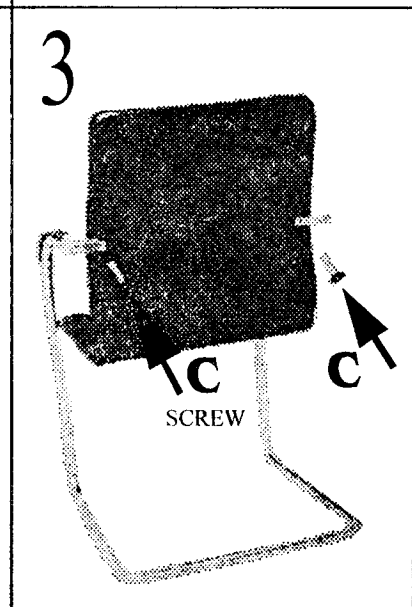

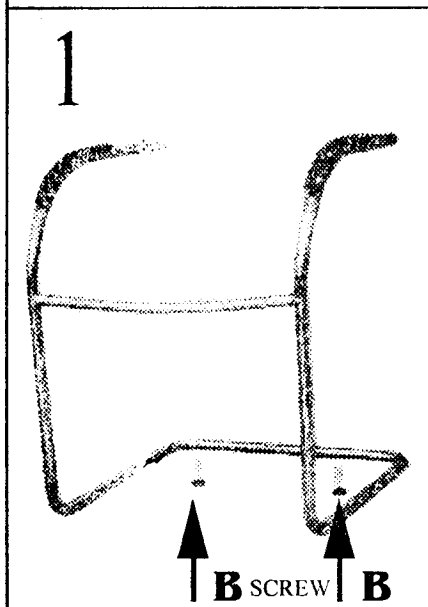
Assembly Instructions



Model NO: B9530

CAUTION: Because of the edges of some parts before assembly may be sharp, please handle unassembled parts carefully.

Parts List	Q'ty	Remark
	1	
	1	
	1	
	2	LONG BLACK SCREW
	2	SHORT BLACK SCREW
	2	SHORT SILVER SCREW
	1	



IMPORTANT!!!

All components are labeled with stickers numbering 1,2,3 or 4.

Please make sure when assembling chairs that all components for each chair have the SAME matching number.

For example: when utilizing cushion "1", you must use left & Right side frames that are also labeled "1".