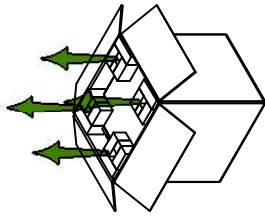


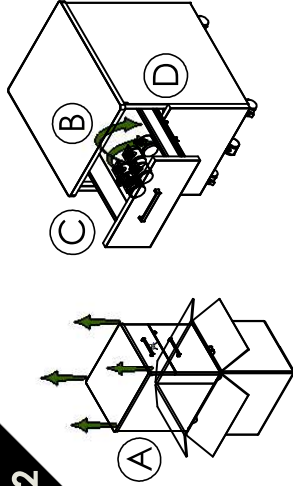
1



Remove the corner protectors.

Retirar los esquineros protectores.

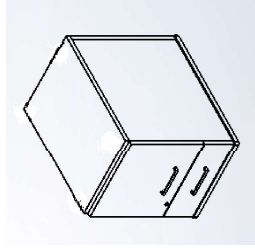
2



Take out the pedestal file (A) of the box. Remove the keys placed in the handle and then take out the casters (C) (B) (D) of the small drawer.

Sacar el archivero (A) de la caja. Retirar las llaves de la jaladera y posteriormente sacar las rodajas (C) (B) (D) del cajon chico.

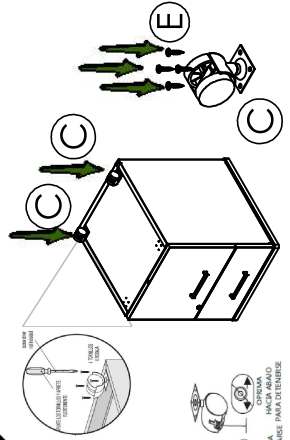
3



Place the pedestal file (A) face up on a soft base on the floor (carpet, rug) to prevent his furniture from getting scratched or suffering some damage.

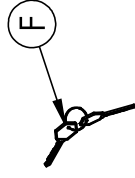

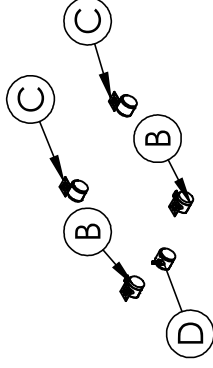
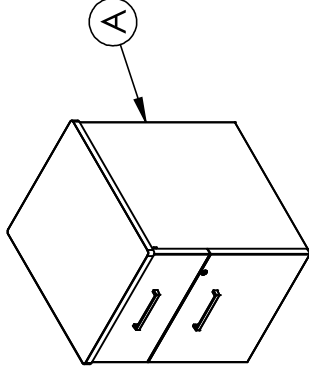
Coloque el archivero (A) boca arriba en una base suave sobre el piso (alfombra, tapete) para evitar que su mueble se raye o sufra algun daño.

4

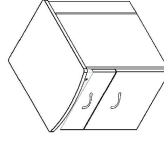


Place back caster (C) using four screws (E) by caster.

Colocar las rodajas traseras (C) usando cuatro tornillos (E) por rodaja.



Dimensions:
-Height: 23"
-Width: 16 3/4"
-Depth: 19 3/4"



(A) Main boby
Cuerpo de archivero
1 part/pieza



(B) Front caster with brake
Rodaja con freno
2 parts/piezas

(C) Back caster
Rodaja trasera
2 parts/piezas

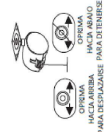


(E) Screws
Tornillos
16 parts/piezas

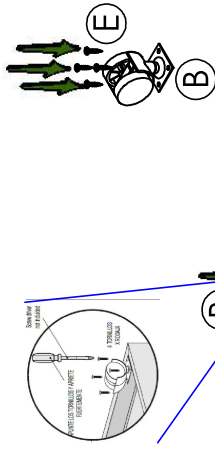


(D) Front caster
Rodaja frontal
1 part/pieza

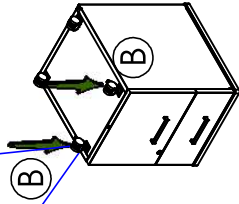
(F) Keys
Llaves
2 parts/piezas




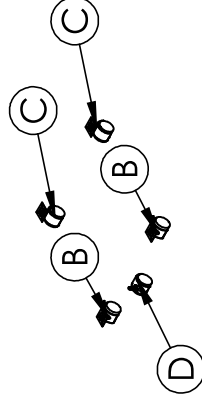
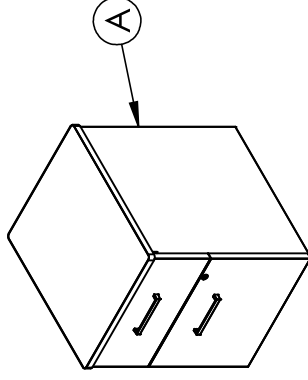
5



Place front caster with brake (D) using four screws (E) by caster.



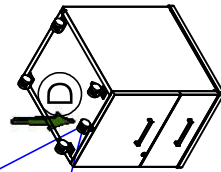
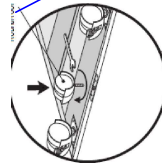
Colocar las rodajas con freno (D) usando cuatro tornillos (E) por rodaja.



Dimensions:
-Height: 23"
-Width: 16 3/4"
-Depth: 19 3/4"

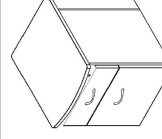
6

Then insert the front caster (D) and turn up to the top, adjust the screw with spanish key 1/4".




Despues insertar la rodaja frontal (D) y gire hasta que tope, ajuste la tuerca con llave española de 1/4"

Key not included



(A) Main body
Cuerpo de archivero
1 part/pieza



(B) Front caster with brake
Rodaja con freno
2 parts/piezas



(C) Back caster
Rodaja trasera
2 parts/piezas



(D) Front caster
Rodaja frontal
1 part/pieza



(E) Screws
Tornillos
16 parts/piezas



(F) Keys
Llaves
2 parts/piezas

limited 5-year warranty

Creaciones Industriales S.A de C.V (Crisa) warranties it's products against manufacturing, material and workmanship defects to the original purchaser from the date of purchase for a period of 5 years. The warranty is subject to the products still being owned by the original purchaser and installed, used and maintained in accordance with product instructions and warnings.

Warranty duration:

- 5 years: desk, bookcases, credenzas and file cabinets
- 1 year: plastic caps, locks, hinges, fabric, casters, panels and accessories.

Exclusions:

Damage caused by the carrier-in-transit is handled under separate terms as defined by the carrier.

Exclusions:

- Damage resulting from improper product installation, assembly or disassembly.
- Normal wear and tear as expected over the course of ownership.
- Modifications or attachments to the product not approved by CRISA - Linea Italia.
- Product used for rental purpose.
- Damage resulting from products stored in warehouse more than one year.

Warranty will not be applicable in the following cases:

- Products that were not installed, used or routinely and properly maintained in accordance with product instructions and warnings.
- Product used in different conditions than intended.
- Product not assembled according to the provided written instructions.
- Product changed or repaired by non CRISA authorized personnel.
- Defects occurring after the purchase by natural disasters, product modification, intentional damage, accident, misuse, abuse, negligence or exposure to the elements.
- Damages caused by third party carriers other than Creaciones Industriales S.A de C.V. (Linea Italia). To the extent allowed by law, Crisa makes no other warranty, either express or implied, including any warranty of merchantability or fitness for a particular purpose. Crisa will not be liable for any consequential or incidental damages.

Notice to Purchaser for home or personal use:

Federal law does not permit the exclusion of certain implied warranties for consumer products. Therefore, if you purchase or purchase this product for home or personal use, the exclusion of implied warranties noted in the above paragraph does not apply to you. Some states do not allow the exclusion or limitation of incidental or consequential damages, so the above limitation or exclusion may not apply to you. This warranty gives you specific legal rights, and many also have other rights, which vary from state to state.

Warranty procedure

Your Linea Italia reseller will work with CRISA in supporting the warranty request. Defects must be reported immediately when discovered. Please contact Reseller from whom the product was purchased and provide SKU#, invoice # or date of manufacture from the product. Provide a detailed description of the problem with photos, lot number and invoice number, if available. It is important not to remove any labels from the product as they provide important traceability information. It is helpful if original product packaging is still available to provide photos of the product packaging.

A customer service representative from the Linea Italia reseller or CRISA will determine whether to provide replacement parts, authorize repair or replace the product provided CRISA affirms that the products in question are eligible under the conditions of the warranty as stated above.

CRISA will review the defect and determine whether it is related to material or workmanship. If the defect is related to manufacturing, cost of replacement parts and shipping will be the customer's responsibility.

Creaciones Industriales S.A de C.V reserves the right to change products, technical specifications, accessory combinations, colors images and data any time without notice.

Cleaning and care of your furniture

Our furniture is manufactured using a high quality melamine laminate with durable plating. The melamine surface is highly resistant to common hazards such as scratches, peeling, moisture and heat. There may be glue residue on the surface of the furniture remaining from the manufacturing process. If you find residue, it can be easily removed using a soft cloth moistened with isopropyl (rubbing alcohol). For regular maintenance of your furniture, use a soft cloth with a mild cleaning solution. Never use abrasives or harsh chemicals to clean the furniture as it may harm the finish. Leveling glides can be adjusted to compensate for uneven floors.

Limpieza y cuidado de su mueble

Nuestros muebles son fabricados utilizando un melamina de alta calidad, laminado con cubrecanto durable pvc. La superficie de melamina es altamente resistente a las amenazas comunes, tales como rayones, golpes, humedad y el calor. Puede haber restos de pegamento en la superficie del mobiliario, restante del proceso de fabricación. Si se encuentran estos residuos, se pueden quitar fácilmente con un paño suave, humedecido con isopropílico (alcohol de frotar). Para regular mantenimiento de sus muebles, utilice un paño suave con una solución de limpieza. Nunca utilice abrasivos ni químicos fuertes para limpiar el mueble ya que podría dañar el acabado. Niveladores ajustables para compensar las irregularidades del suelo.



No tools required

Manufactured by/

Hecho por:

www.linea-italia.com.mx

Creaciones industriales S.A de C.V
Jose Ma. Chavez N. 643 CP. 20000

Aguascalientes, México

Made in Mexico/ Hecho en México