

Lessons for the Leader

How much time do you spend reading and studying the Bible? Can you connect your life with the lives of the people in the Bible? How does God work through your life?

- Read 2 Kings 22:1–23:3. Picture yourself living during that time in history. What is the social climate like? What types of laws are observed? Do people follow the laws? What about the religious climate? How important is God to you?
- Reflect on the efforts of the individuals working to rebuild the temple. How do you think they felt when the scroll was discovered? In what ways did the scroll encourage them in their work? How does reading and applying the Bible inspire you in your work?
- List the ways the words of the scroll contradicted the societal norms of the time. How did King Josiah show courage? In what ways did Josiah and the people respect and obey God's Word?
- Think about the children in your ministry. In what ways do they hear God's Word shared with them? How receptive are they to hearing and following God's Word? Why? What can you do to help the preschoolers develop a greater respect for and obedience to God's Word? How can you help them learn that the Bible is a special book of true stories?
- Spend time praying for each child by name. Ask God to speak individually to each child and help her develop a greater love for learning about God's Word.
- Make a difference. Josiah's efforts made a difference in the lives of the people he led. What type of difference will you make in the lives of the preschoolers you lead?


What do these symbols mean?

Application Activities Format:

- 1→** Follow the numbers with arrows for a 30-minute, large group plus 20-minute Application Activities format.

Large Group Format:

- 1** Follow all the numbers for a 45- to 60-minute large group only format.



Josiah Read the Lost Scroll

Bible Passage: 2 Kings 22:1–23:3

Key Bible Verse: John 17:17

Life Application: I can learn the stories in the Bible are true.

Session at a Glance

Introduction to Worship (6 to 8 minutes)

Greet Each Child

Play "Child or Grown-Up?"

Worship (30 minutes/45 minutes)

Sing "Head and Shoulders"

Welcome Children and Pray

Sing "The B-I-B-L-E"

Talk About True and Not True

Introduce the Bible Story

Learn a Bible Book Name

Tell the Bible Story

Learn the Bible Verse

Review the Bible Story

Present Offering and Pray

Sing "We Are Amazed"

Apply the Bible Story

Play "Owls and Kangaroos"

Transition

Application Activities (20 minutes)

Wrap-Up (10 minutes)

Introduction to Worship

Teacher Tip

Print Worship Guides and "God's Plan Parent Connection" (CD) to give to parents as they arrive.

1→Greet Each Child

Pull It Together

Offering container

- Show children where to place their offerings.

2→Play "Child or Grown-Up?"

- Say: "I will call out 'child' or 'grown-up.' When I say 'child,' squat to the floor [*demonstrate*]. When I say 'grown-up,' stand tall with your arms stretched high into the air [*demonstrate*]."
- Call out "child" and "grown-up" as time permits.
- State: "We'll learn about someone when he was a child and then a grown-up."

Worship

3→Sing "Head and Shoulders" (DVD, 2 minutes)

4→Welcome Children and Pray (2 minutes)

- Say: "I'm so glad to see you. Let's worship!"
- Pray.

5 Sing "The B-I-B-L-E" (DVD, 2 minutes)

6→Talk About *True* and *Not True* (2 minutes)

- Ask: "What does *true* mean?" [*Invite responses.*]
- Comment: "*True* means 'something real that we can believe; not pretend or imaginary or a lie.' What are some things that are true?"
- Invite responses, correcting any wrong ones.
- State: "*Not true* or *false* means 'something is not real or pretend.' What are not true or false things?"
- Invite responses, suggesting things as needed.
- Say: "As we grow, we learn things that are true and not true. We can learn the stories in the Bible are true."

7→Introduce the Bible Story (5 minutes)

- Give clues for each word for the kids to guess: *temple, broom, hammer, scroll*.

- Invite the children to guess the items.
- State: "We'll talk about these items in our Bible story."

8 Learn a Bible Book Name (3 minutes)

Pull It Together

Print "2 Kings" (CD).

- Inform: "The Bible has stories that teach us about God and Jesus. All the stories in the Bible are true. The Bible has two main sections—the Old Testament and the New Testament. Our Bible story is from the Old Testament, which is in the front part of the Bible."
- Display and read aloud the title *2 Kings*.
- Invite the children to say the title and open your Bible to the Book of 2 Kings.

9→Tell the Bible Story (7 minutes)

Pull It Together

Bible, 2 dowels or cardboard tubes, 4 pieces of paper, tape, yarn, scissors

- Print and cut apart "Josiah Story Cards" (CD).
- Tape paper end to end to make scroll paper.
- Tape each end of the paper to a dowel (tube).
- Tape story cards in sequence to separate papers, leaving about 5 inches between each picture.
- Roll the dowels (tubes) toward each other to make a scroll.
- Tie the dowels (tubes) together with yarn.
- Display the Bible and scroll.
- Say: "The Bible is a special book full of true stories. This is what our Bible looks like today [*show Bible*]. When King Josiah (joh SIGH uh) lived, the Scriptures were written on a scroll [*show scroll*]. Listen to hear how the words from the scroll changed King Josiah."
- Unroll the scroll.
- Invite two kids to hold the ends of the scroll.
- Stand behind the scroll to tell the Bible story. Point to each picture (in brackets) when used.

Josiah Read the Lost Scroll

Based on 2 Kings 22:1–23:3

Josiah (joh SIGH uh) was 8 years old when he became king of Judah. He loved and obeyed God. Before Josiah became king, the people did not take care of the temple [*temple*]. When Josiah was about 26 years old, he wanted to repair the temple. He sent his helper, Shaphan (SHAY fan),

to the temple to collect the money given by the people. The money would be given to the builders and carpenters. The workers would buy the timber (wood) and stones needed for the repairs to the temple.

As the people cleaned [broom] and repaired [hammer] the temple [temple], a scroll of Scriptures [scroll] was found. This scroll had been lost for a long time. Hilkiah (Hil KIGH uh), the high priest (church helper), told Shaphan, "We have found a scroll." Hilkiah gave the scroll to Shaphan.

Shaphan read the scroll, and then took it to King Josiah. Shaphan said, "The men were working [hammer] in the temple [temple] and found this scroll." Shaphan read the scroll [scroll] to the king.

King Josiah was sad and upset. "The words of this scroll tell us what God wants us to do," Josiah said. "We have not been doing these things. We have not been obeying God."

Josiah read aloud the scroll to all of the people gathered at the temple [temple]. King Josiah said, "I will do what the words of the scroll [scroll] say to do. I promise to obey God's rules and laws." The people promised they would obey God, too.

10 Learn the Bible Verse (3 minutes)

Pull It Together

Paper, marker

- Print John 17:17 from your preferred translation.

Teacher Tip

Print "John 17:17 Paraphrase" (CD).

- Display and read aloud the verse.
- Say: "Jump each time we say a word of the verse."
- Say the Bible verse as you jump together.

11→Review the Bible Story (7 minutes)

Pull It Together

Giant Game Floor Mat*, 3 craft sticks, small stickers, markers, small bag, scissors

- Print "Celebrate" (CD) and cut apart. Place in mat according to directions (p. 1).
- Label each craft stick with a numeral (1, 2, or 3). Place the matching number of stickers on each stick. Put the number sticks in the bag.
- Spread the mat on the floor.

- Follow the directions on the CD item (p. 1).

12→Present Offering and Pray (2 minutes)

13 Sing "We Are Amazed" (DVD, 2 minutes)

14→Apply the Bible Story (2 minutes)

Pull It Together

Print "Teaching Picture Josiah Read the Lost Scroll" (CD).

- Say: "All the stories in the Bible are true. In our Bible story, we learned Josiah became a king when he was 8 years old. He did what was right when he was a child. We can be like Josiah and do what is right, too."
- Display the teaching picture.
- Apply: "King Josiah read the scroll to the people at the temple. The people listened and promised to obey God. You can listen to your teacher read the Bible at church and learn to obey God."
- Conclude: "The Bible is unlike any other book. The stories in the Bible are true. The Bible teaches us how to live to please God."

15→Play "Owls and Kangaroos" (7 minutes)

Pull It Together

Scissors, tape

- Print "Owl and Kangaroo" (CD). Cut apart.
- Tape the signs (p. 2) to opposite walls.

- Explain: "An owl has very wide wings for flying. Hold your arms out to the side and pretend to fly like an owl [demonstrate]. Kangaroos have big feet and powerful legs that help them jump very high. Jump in place three times with both feet. [Demonstrate.]"
- Say: "I will read aloud questions. If the answer is true, hop like kangaroos to the true sign [point]. If the answer is not true, fly like owls to the not true sign [point]."
- Read aloud the questions.
- Conclude: "What is this book [display Bible] called? The Bible is a book of true stories. The Bible is unlike any other book."

16→Go to Application Activities or Wrap-Up

Wrap-Up

(Large Group Only Format)

17 Review (5 minutes)

Pull It Together

"Josiah Story Cards" scroll from step 9

- Invite two children to open and hold the scroll.
- Invite a child to tell about a particular part of the Bible story as you point to a picture.
- Continue until each picture is described and the story reviewed.
- Conclude: "These pictures tell the Bible story about Josiah reading the scroll. The scroll had Scriptures written on it. Those Scriptures are in our Bible. The stories in the Bible are true."

18 Sing "Clean the Church" (3 minutes)

Lyrics

(Sing to the tune of "Mulberry Bush")

*This is the way we *clean the church,
*clean the church, *clean the church.
This is the way we *clean the church,
To keep it neat and tidy.*

**Substitute other words: sweep, mop, vacuum, dust*

- Remark: "In our story, Josiah wanted the temple to be cleaned and repaired. What are some ways we can keep our church clean and repaired?"
- Make up motions and sing the song.

19 Sing "Whoa!" (DVD, 2 minutes)

20 Dismiss Children to Parents

Wrap-Up

(Application Activities Format)

17→Sing "Whoa!" (DVD, 2 minutes)

18→Highlight Application Activities (3 minutes)

- Call on several children to tell what they did in their Application Activities.
 - Arts and Crafts—Make Workbooks
 - Dramatic Play—Play "Josiah Says"
 - Games—Play Bucket Games
 - Exploration and Discovery—Explore and Obey
- Comment: "We learned the stories in the Bible are true."

19→Review (5 minutes)

Pull It Together

"Josiah Story Cards" scroll from step 9

- Invite two children to open and hold the scroll.
- Invite a child to tell about a particular part of the Bible story as you point to a picture.
- Continue until each picture is described and the story reviewed.
- Conclude: "These pictures tell the Bible story about Josiah reading the scroll. The scroll had Scriptures written on it. Those Scriptures are in our Bible. The stories in the Bible are true."

20→Dismiss Children to Parents

Application Activities

Select from the following choices. Each choice is designed for 20 minutes of small group time.

Pull It Together

Paper lunch sacks (1 per child), hole punch, yarn, glue sticks, pencils, scissors, crayons, 4-by-6-inch index cards (4 per child)

- Print "Workbook Pages" (CD). Print 1 per child and cut apart.
- Glue down the bottom flap on each paper sack.
- Precut 7-inch lengths of yarn (2 per child).
- Fold the sacks in half (top to bottom).
- Punch 2 holes on the folded edge sides.
- Line up index cards with the holes in the bags and punch holes in the cards.

Teacher Tip

Cover the pages with clear contact plastic or place inside ziplock bags. Provide dry erase markers for kids to erase and do their workbook pages many times.

Pull It Together

Yarn

- Print "John 17:17 Paraphrase" (CD), roll up, and tie with yarn to make a scroll.
- Hide the scroll somewhere so it is not easily viewed when children enter the room.

Worship Through Arts and Crafts

Make Workbooks

- State: "The stories in the Bible are true. The Bible tells us what God wants us to know and do. Let's make workbooks about the Bible."
- Distribute "Workbook Pages," scissors, glue sticks, crayons, and pencils.
- Direct: "Glue each page [*display* "Workbook Pages" *pieces*] to an index card [*display*]."
- Help kids glue papers to cards.
- Talk about the Bible story as the children work.
- Invite kids to decorate the book covers (bags).
- Show children how to line up the cards inside their covers and push string through the holes.
- Say: "If you can tie, tie your strings. The teachers can help you tie."
- Encourage kids to work on the pages in their books.
- Assist as needed.
- Remark: "The stories in the Bible are true. The Bible is unlike any other book. The Bible was written long, long ago. Who read the scroll to the people in our story? Josiah read the scroll. We can read our Bibles. The words are the same."
- Lead kids to say the Bible verse (John 17:17).
- Lead children to clean the area.
- Pray.

Worship Through Dramatic Play

Play "Josiah Says"

- Explain: "While cleaning and repairing the temple, the workers found a scroll. The scroll told what God wanted the people to know and do. King Josiah read the scroll to the people. We learned King Josiah showed love to God by repairing and cleaning the temple. King Josiah knew he had not been obeying God. King Josiah led the people to obey God."
- Instruct: "Let's play 'Josiah, May I?' I'll be Josiah first. I'll call out a way to move. You must first ask if you can move. What do you ask before doing the motion? ('Josiah, may I?') Listen for your names to be called."
- Call out one name and a movement.
- Remind children when they did not obey and ask permission.
- Play several rounds.
- Challenge the children to find the scroll hidden in the room.
- Open and read aloud the scroll.
- Remark: "The stories in the Bible are true. The Bible is unlike any other book. The Bible was written long, long ago. Who read the lost scroll to the people? Josiah read the scroll. We can read our Bibles. The words are the same."
- Lead kids to say the Bible verse (John 17:17).
- Pray.

Pull It Together

Bucket, ball, masking tape

- Hide a Bible underneath a bucket.
- Tape a starting line about 10 feet from the bucket.

Teacher Tip

Provide multiple buckets and balls so more children can toss at one time. Let 1 group toss while the other group retrieves the balls.

Worship Through Games

Play Bucket Games

- Invite each child to guess what is underneath the bucket.
- Show the Bible and comment: "The Bible is unlike any other book. The stories in the Bible are true. These important stories tell us what God wants us to know and do."
- Open the Bible to 2 Kings 22.
- Review: "King Josiah wanted to clean, repair, and rebuild the temple. While cleaning and repairing the temple, the workers found a scroll."
- Line the children up behind the taped line.
- Instruct: "We'll take turns tossing the ball into the bucket. When the ball lands inside the bucket, the tosser will tell something he remembers about the Bible story or the Bible. Then, the tosser will go to the end of the line."
- Allow all children to toss the ball into the bucket and then change games.
- Flip the bucket upside-down to make a seat.
- Direct kids to sit with their backs toward the bucket and close their eyes.
- Quietly select one child to sit on the bucket and say "the Bible is true." The other children will guess who said it.
- Play several rounds.
- Conclude: "The Bible was written long ago. Who read the lost scroll? Josiah read the scroll to the people. We can read our Bibles. The words are the same."
- Lead kids to say the Bible verse (John 17:17).
- Pray.

Pull It Together

Scissors, tape (optional), marker

- Print and cut apart "Josiah Story Cards" (CD).
- Print on the backs of the individual pictures: *The Bible / is a / special book / of true stories*
- Display the pictures in different areas of the room.

Teacher Tips

- Provide LEGO® bricks or other construction toys. Invite the children to make the items (broom, temple, hammer, scroll) with the toys.
- Invite kids to hide the pictures for others to find.

Worship Through Exploration and Discovery

Explore and Obey

- Explain: "We learned King Josiah showed love to God by repairing and cleaning the temple. While working in the temple, the workers found a scroll. The scroll told what God wanted the people to know and do. King Josiah read the scroll to the people. King Josiah realized he and the people had not been obeying God. King Josiah led the people to obey God."
- Instruct: "Let's see how well you can find things and obey. I will call out an item. Next, I'll choose two kids to find the picture that matches what I call out. Walk without talking. Stand by the picture when you find it."
- Call out one item (broom, temple, hammer, scroll) and enlist two kids to find the picture without talking.
- Quiz: "What does this picture remind us of from the Bible story?"
- Invite the two children to respond.
- Continue until the children have found and talked about each item.
- Retrieve the pictures and place them facedown to reveal the words.
- Conclude: "The stories in the Bible are true. The Bible is unlike any other book. The Bible was written long ago. Josiah read the scroll to the people. We can read our Bibles. The words are the same."
- Lead kids to say the Bible verse (John 17:17).
- Pray.

Josiah Read the Lost Scroll

2 Kings 22:1–23:3

Key Bible Verse: **John 17:17**


Life Application: **I can learn the stories in the Bible are true.**

WORSHIP
KidStyle
preschool
edition

Read and Learn

Scroll - a roll of parchment, papyrus, or leather used in Bible times to write on; the Scriptures were first written on scrolls

Bible - a special book about God, Jesus, and how we should live

Find and circle each !

TRACE THE LETTERS

The Bible is true.

Josiah Read the Lost Scroll

2 Kings 22:1–23:3

Key Bible Verse: **John 17:17**

Life Application: I can learn the stories in the Bible are true.

WORSHIP
KidStyle[®]
preschool
edition

Read and Learn

Scroll - a roll of parchment, papyrus, or leather used in Bible times to write on; the Scriptures were first written on scrolls

Bible - a special book about God, Jesus, and how we should live

Find and circle each !

TRACE THE LETTERS

The Bible is true.



Worship KidStyle Preschool Edition

Parent Connection

Parents: Check out what your child is learning in *Worship KidStyle*! The information on this page can help you carry out your role as your child's primary spiritual developer. Use these suggestions to talk with your child throughout the week.

The Bible Helps Me Learn

This unit will help kids discover what they can learn from the Bible and how to use the Bible.

Session 1: Josiah Read the Lost Scroll

Big Idea: I can learn the stories in the Bible are true.

Bible Passage: 2 Kings 22:1–23:3

Key Bible Verse: John 17:17

Connecting Points:

- Print *The Bible is true. John 17:17* on a paper, roll it up, and tie closed. Hide the rolled paper. Challenge your child to find the rolled paper. Open the paper and read aloud. Say: "Josiah read the lost scroll. In Bible times, the people used scrolls instead of Bibles like we use today. The Bible is a special book of true stories."
- Ask your child to name a couple of his favorite Bible stories. Tell him your favorite stories and why.
- Read aloud John 17:17. Comment: "This verse says 'your word is truth.' 'Your word' is another way of saying the Bible. The Bible is a special book of true stories."

Session 2: Jesus Read a Scroll

Big Idea: I can learn about Jesus from the Bible.

Bible Passage: Luke 4:16–22

Key Bible Verse: John 5:39

Connecting Points:

- Open your Bible and read aloud John 5:39. Say: "We can discover who Jesus is and what He did from the Bible. Tell me about Jesus." Add your own responses to your child's.
- Look together at pictures of Jesus in a Read to Me Bible for Kids (or a Bible with pictures). Encourage your child to talk about the pictures. Talk about your favorite picture.
- Write down things you know about Jesus (who He is and what He did). Cut things apart and put into a container. Each day, let your child pick a slip to read together.

Session 3: Philip Explained the Scriptures

Big Idea: I can use the Bible to learn about God and Jesus.

Bible Passage: Acts 8:4–6, 26–40

Key Bible Verse: Acts 8:35

Connecting Points:

- Open a Read to Me Bible for Kids to the color picture and story of 'Philip Told About Jesus.' Read aloud the story and show the picture. Say: "Philip and the Ethiopian read the Scriptures on a scroll. We read the Scriptures in our Bibles. We can use our Bibles to learn about God and Jesus."
- Work a fun page in a games book or on a restaurant menu with your child. Say: "We use fun games like these to learn. People use the Bible to learn about God and Jesus."

- Challenge your child to read aloud road signs as you travel together. State: "We can read signs and learn new words. We can use the Bible to learn about God and Jesus."

Session 4: The Bereans Read the Scriptures

Big Idea: I can learn about the Bible.

Bible Passage: Acts 17:1–4, 10–12

Key Bible Verse: Psalm 119:93

Connecting Points:

- Look through a Bible with your child. Remark: "We learn about the Bible at church. Your teachers tell you stories from the Bible. What is one of your favorite Bible stories?" Encourage your child to talk about different Bible stories.
- Print *Psalm* on a paper. Invite your child to open your Bible to the Book of Psalms. Turn to Psalm 119:93 and read aloud the first part. Say: "*Precepts* is another word for God's words or the Bible. We can remember what the Bible says."
- Open a Bible to the listing of Bible books. Read aloud the names of some of the books. Say: "These are all books in the Bible. We learn about the Bible at church. Our Bible stories come these books." Encourage your child to point to all of the book names that begin with particular letters of the alphabet. Read aloud the book names.

Session 5: Paul Wrote God's Words

Big Idea: I can learn the Bible is God's Word.

Bible Passage: Acts 17:1–4; 1 Thessalonians 1:1–2; 3:2, 6–8, 11–13; 4:9–12; 5:12–18, 25, 28

Key Bible Verse: 2 Timothy 3:16

Connecting Points:

- Open your Bible to 2 Timothy 3:16. Read aloud the first part. State: "The Bible is God's words. God told men the words to write in the Bible for everyone to read. Let's read some words together." Invite your child to look for words he recognizes and can read.
- Print the following words on paper: *Bible, God, words, Paul, wrote*. Invite your child to copy the words onto paper or to trace over the letters of your words. Say: "The Bible is God's words. God told men the words to write for everyone to read."
- Read your child's favorite book to him. Then read aloud your favorite Bible verse. Say: "The Bible is God's words. Paul wrote the words that God told him. We can read God's words in the Bible."

Is it true that cows are purple? (Owl/Not True)

Is it true that you should eat ice cream for breakfast, lunch, and dinner? (Owl/Not True)

Is it true that the sky is blue? (Kangaroo/True)

Is it true that cats can bark? (Owl/Not True)

Is it true that horses can run fast? (Kangaroo/True)

Is it true that flowers can grow? (Kangaroo/True)

Is it true that pigs can fly? (Owl/Not True)

Is it true that caterpillars turn into butterflies? (Kangaroo/True)

Is it true that fish like to watch TV? (Owl/Not True)

Is it true that water is good for you to drink? (Kangaroo/True)

Ask this question after the conclusion: "Is it true that the Bible is true?" (Kangaroo/True)

Is it true that cows are purple? (Owl/Not True)

Is it true that you should eat ice cream for breakfast, lunch, and dinner? (Owl/Not True)

Is it true that the sky is blue? (Kangaroo/True)

Is it true that cats can bark? (Owl/Not True)

Is it true that horses can run fast? (Kangaroo/True)

Is it true that flowers can grow? (Kangaroo/True)

Is it true that pigs can fly? (Owl/Not True)

Is it true that caterpillars turn into butterflies? (Kangaroo/True)

Is it true that fish like to watch TV? (Owl/Not True)


Is it true that water is good for you to drink? (Kangaroo/True)

Ask this question after the conclusion: "Is it true that the Bible is true?" (Kangaroo/True)

Not True




True








Broom



Temple



Scroll



Hammer

The Bible
is true.

John 17:17

Directions

Set Up

- Cut apart all cards.
- Spread *Giant Game Floor Mat* on the floor.
- Place the cheer cards (p. 2) in the first column.
- Leave the second column blank.
- Put the crowns (p. 4) in the third column.
- Put the Bibles (p. 3) in the fourth column.
- Put the Bible story pictures (p. 5) in the fifth column.

To play the game:

- Choose a child (player) to stand on one of the blank pockets (column 2).
- Direct the player to pull a number stick out of the bag and take the appropriate number of steps on the same row.
- Guide the child to complete the task assigned to the card under his feet.
- Prompt the group to do the celebration cheer in that row. Include the player's name in the cheer.
- Allow the player to choose the next person.

Cheers

High Five: Stand face to face with a partner.
Slap opposite hands up high.
Say: "Way to go, ____!"

Firecracker: Put palms together in front of you.
Make a sizzle sound and wiggle your hands up. Clap hands above your head. Wiggle your fingers and pull arms down (sparkles falling).
Say: "Ooo, aah, ____!"

Low Five: Stand side by side with a partner facing opposite directions.
Slap opposite hands down low.
Say: "____ is awesome!"

Dance: Twist your body, feet, and hands.
Say: "____ rocks!"

Tasks

Crown: Pretend to be a king.
Lead the group in a movement.
Do the movement 8 times.

Bible: Lead the group in a movement as you say the Bible verse.

Picture: Recall a fact from the Bible story.

Bible Story Facts

Temple: King Josiah wanted the temple to be cleaned and repaired.
A lost scroll was found in the temple.
King Josiah read the scroll to the people at the temple.

Broom: Workers cleaned the temple.

Hammer: Workers repaired the temple.

Bible Scroll: A lost scroll was found in the temple.
Hilkiah gave the scroll to Shaphan.
Shaphan read the scroll to King Josiah.
King Josiah was sad because the people had not obeyed God.
King Josiah and the people promised to obey the Scriptures.



Way to Go!







Ooo! Aah!




Awesome!



You Rock!







Temple



Broom



Hammer



Scroll



The Bible is true.



Circle the picture of the Bible.



Count the Bibles in each row and write the number in the boxes.
How many Bibles are on the page?









Draw a picture of your favorite Bible story.