



# 2

## session 2: **THE COST OF OWNERSHIP**

“Before you can understand love, you must understand lordship. Before you decide who you will love, you must decide who is your Lord.”

**-CLAYTON KING**

## SESSION 2 SEQUENCE:

- 1) Session Introduction
- 2) Video Recap
- 3) Session Interview 
- 4) Group Discussion
- 5) The Bible on Sex 

### 1) Session Introduction (APPROXIMATELY FIVE MINUTES)

Begin the session by welcoming students and thanking them for being a part of the *True Love Project*. Once everyone has settled in, begin a discussion with students based on the follow questions:

- + Who are the authorities in your life? Do you respond well to these authorities? Why or why not?
- + What does it mean for Jesus to be the Lord of your life? Can He be Lord of just part of your life? Explain.

After spending a few minutes discussing these questions, explain that many of us struggle with authority. We want to be our own bosses. But when it comes to our relationship with Jesus, He must be Lord of every area of our lives. Keep this in mind: If Jesus is not Lord of all, He's not Lord at all.

### 2) Video Recap (APPROXIMATELY FIVE MINUTES)

To transition to the session interview, recap Clayton's teaching session by reminding students that Jesus' lordship relates to our beliefs and actions on the issues of sex, romance, and purity. In addition, remind students of the contrast between having Jesus as Lord and being your own lord, and why it is better to submit to Jesus' lordship as opposed to following the sinful impulses of your own heart.


#### Main Thought:

Because Jesus is the main character in God's story, we should follow His lordship and recognize that He knows best when it comes to sex and purity.



### 3) Session Interview (APPROXIMATELY 10 MINUTES)

After the recap/summary, play the session interview with Perry Noble. Direct students to the group discussion page in their student books (p. 20). Point out the space provided for notes on the interview. Record some of your personal reflections below to discuss during Group Discussion.



### 4) Group Discussion (APPROXIMATELY 25 MINUTES)

- + Briefly discuss highlights from the interview.
- + Review the Video Guide and Video Feedback from Session 2 in the leader guide (pp. 18-19).
- + Use the following questions to enhance your discussion.

- What is something you have learned about yourself during this session?
- How would you respond to someone who said that it is possible to have Jesus as Savior but not as Lord?
- Why does the issue of lordship affect so many aspects of your life? What does life look like if you are lord? What does life look like if Jesus is Lord?

- + Direct students to complete the Highlights section of the Group Discussion page in their student books (p. 20). Allow time to answer and discuss these as a group.
- + **ASK:** What actions do you need to take in response to what you've learned? Encourage students to list answers under Action Points. Below is a sample to prompt students.

#### Action Points

- + Live life in such a way that shows Jesus is seen as being first and foremost in my relationships.
- +
- +

## Session 2: THE COST OF OWNERSHIP

As we learned in the first session, we are all part of God's redemptive story. We are being remade as we experience redemption through His Son. In this session, we will discover that the main character in God's story is His Son, Jesus. Because of who Jesus is, we should submit to His lordship over our lives and recognize that He knows best when it comes to issues of sex and purity.

### video guide:

Every single important thing in your life revolves around one issue, and that is the issue of lordship.

Whoever has the title of Lord in your life is the ultimate ruler and calls all the shots.

#### **FOLLOW HIS LORDSHIP:**

When Jesus is Lord, you recognize the sacrifice He made when He died in your place to reconcile you to God.

When Jesus is Lord, you want to honor His Word in your relationships and live by His rules that govern your body and sexual desires.

When you are Lord, you're driven primarily by whatever it is that you want at any given moment.

If you are the lord of your life, then you are the ultimate authority and you become a god unto yourself.

#### **RECOGNIZE THAT HE KNOWS BEST WHEN IT COMES TO SEX AND PURITY:**

Because He cares about you and because He knows best (and can see the consequences of your sins and bad decisions), He invites you to give control of your life to Him.

Before you can understand love, you must understand lordship.

Before you decide who you will love, you must decide who is your Lord.



## video feedback:

- + Summarize what it means for Jesus to be Lord over your life. What are the implications in the areas of romance and intimacy?
  
- + What signs might indicate that you are lord over your life? What signs might indicate that Jesus is Lord over your life?
  
- + Why is trying to be lord over your life detrimental to your health? Why is it actually good and joyful to have Jesus be your Lord?
  
- + How was C.S. Lewis' story about children playing near the edge of the cliff helpful in thinking about how God relates to His children? Do you believe that God is working for your good and joy? Why or why not?

Develop and post a personal tweet or Facebook status related to this session using the hashtag **#trueloveproject**

## 5) The Bible on Sex (APPROXIMATELY 15 MINUTES)

Once group discussion has ended, watch the DVD segment *The Bible on Sex*. Instruct students to turn to page 22 in their student books to follow along. After the session, help students complete their video guides if they missed any points.

After the video, encourage students to complete both the Video Feedback and Reflect sections in Session 3 of the student book before the next time you meet. Explain that these sections will be used in group discussion during the next session. Close your time together in prayer.

## Leader Notes

From Clayton's teaching and your personal reflection, what are some highlights you intend to discuss during group time?

