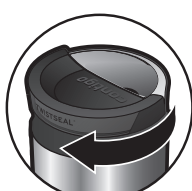


# contigo®

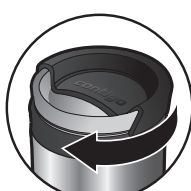
## Twistseal™ Travel Mug Care and Use Instructions

### ⚠ CAUTION

- Careful. The beverage you are about to enjoy may be very hot. For best results always use caution.
- Keep out of reach of children when filled with hot liquids.
- To properly use your Twistseal™ mug:



TWIST to open

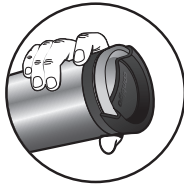

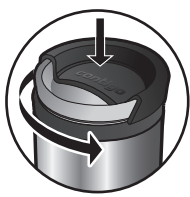


TWIST to close

- Prior to drinking, make sure the lid is properly threaded to the body and screwed down completely.
- If filling with boiling liquid, allow liquid to cool down WITH THE LID OFF for at least 3 minutes before attaching the lid.
- DO NOT overfill. Fill liquids to just below the threading in the body.
- DO NOT microwave or freeze.
- DO NOT use cleaners containing bleach, chlorine, abrasives, and/or other harsh chemicals.
- DO NOT use with pulpy beverages.
- DO NOT continue to use product if damaged.
- DO NOT carry bottles containing liquid in bags to help prevent accidental opening.

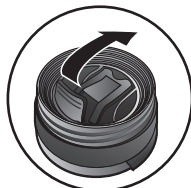
### USAGE RECOMMENDATIONS

- The Twistseal™ lid is designed to help prevent spills from accidental tipping.
- Suitable for hot or cold beverages.
- The Twistseal™ lid that came with your new purchase is designed to fit only your new mug. Not for use with other products.
- To attach the lid, apply slight downward pressure and rotate counter-clockwise until the lid falls into place. Then rotate lid clockwise to tighten completely.



### CLEANING INSTRUCTIONS

- Wash thoroughly before first use.
- Flip open the lid interior and remove the spout cover before rinsing or washing.
- To remove the spout cover, rotate the cover until it partially overhangs the recessed spout area on the lid; then lift the cover from below.



Closed

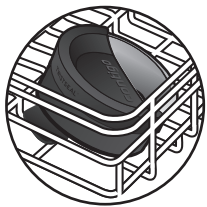


Open



Remove  
Spout Cover

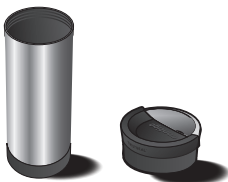
- **RINSE LID IMMEDIATELY AFTER EACH USE** with warm water so water flows through the Drink Spout and Vent Hole.
- Lid is top-rack dishwasher safe. **HAND-WASH ONLY** any body.



- To wash by hand, soak the lid for 10 minutes in hot, soapy tap water. Hand-wash the body with warm water and a mild detergent. Rinse both the lid and body thoroughly before use.



- After cleaning, return lid interior to its closed position and snap spout cover onto lid, rotating clockwise with downward pressure as needed before use.
- **ALWAYS STORE MUG WITH LID REMOVED** to allow parts to dry completely.



### ADDITIONAL CLEANING TIPS

For additional product cleaning tips, please visit [www.GoContigo.com/cleaning](http://www.GoContigo.com/cleaning).



For complete warranty information, see [GoContigo.com](http://GoContigo.com)

[www.GoContigo.com](http://www.GoContigo.com)

©2017 Ignite USA, LLC. All Rights Reserved.

Should you have any questions about your purchase, please contact us at 1-888-262-0622 or [GoContigo.com](http://GoContigo.com).

037927-05