

# contigo®

## Stainless Steel Water Bottle Care and Use Instructions

### ⚠ CAUTION

- Not for use with carbonated or pulpy beverages.
- Prior to drinking, make sure the lid is properly threaded to the body and screwed on completely.
- Keep out of reach of children when filled with hot liquids.
- If filling with boiling liquid, allow liquid to cool down WITH THE LID OFF for at least 3 minutes before attaching the lid.
- DO NOT overfill. Fill liquids to just below the threading in the body.
- DO NOT microwave or freeze.
- DO NOT use cleaners containing bleach, chlorine, abrasives and/or other harsh chemicals.
- DO NOT continue to use product if damaged.
- DO NOT carry bottles containing liquid in bags to help prevent accidental opening.

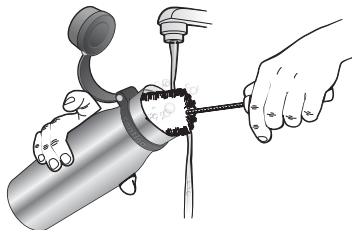
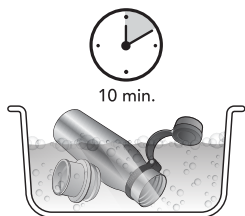
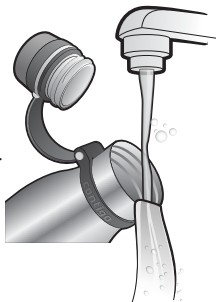
### USAGE RECOMMENDATIONS:

- Removable spout unscrews from body for easy cleaning and adding ice cubes.



### CLEANING INSTRUCTIONS:

- Wash thoroughly before first use.
- RINSE IMMEDIATELY AFTER EACH USE with warm water.
- Lid and any UNPAINTED body are top-rack dishwasher safe.
- HAND-WASH any PAINTED stainless steel body.
- To wash by hand, unscrew lid and soak product for 10 minutes in hot, soapy tap water. Rinse thoroughly.
- For best cleaning results, use a Contigo® bottle brush, [www.GoContigo.com](http://www.GoContigo.com).



- ALWAYS STORE BOTTLE WITH LID REMOVED to allow parts to dry completely.



### ADDITIONAL CLEANING TIPS:

For additional product cleaning tips visit [GoContigo.com](http://GoContigo.com).



For complete warranty information, see [GoContigo.com](http://GoContigo.com).

©2014 Ignite USA. All Rights Reserved.

Should you have any questions about your purchase, please contact us at 1-888-262-0622 or [GoContigo.com](http://GoContigo.com)

\*Warranty only applicable in US & Canada. See [GoContigo.com](http://GoContigo.com) for details.

036020-06