

contigo®

AUTOSEAL®
TECHNOLOGY

AUTOSEAL® Travel Mug Care and Use Instructions



⚠ WARNING

Hot contents can create internal pressure resulting in discharge of hot vapor. Always press button with mug in upright position away from face to properly release pressure before drinking.

WARNING

- Careful. The beverage you are about to enjoy may be very hot. For best results always use caution.
- Keep out of reach of children when filled with hot liquids.
- To properly use your AUTOSEAL® mug:



Always press button with mug in upright position away from face to release pressure before drinking



With button pressed, tilt mug to drink

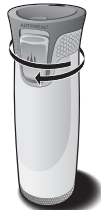


Release button to seal

- Prior to drinking, make sure the lid is properly threaded to the body and screwed down completely.
- If filling with boiling liquid, allow liquid to cool down WITH THE LID OFF for at least 3 minutes before attaching the lid.
- Avoid accidental depressing of the AUTOSEAL® button by keeping the button free and clear of other objects.
- DO NOT overfill. Fill liquids to just below the threading in the body.
- DO NOT microwave or freeze.
- DO NOT use cleaners containing bleach, chlorine, abrasives, and/or other harsh chemicals.
- DO NOT use with pulpy beverages.

USAGE RECOMMENDATIONS

- The AUTOSEAL® lid is designed to help prevent spills from accidental tipping.
- Suitable for hot or cold beverages.
- The AUTOSEAL® lid that came with your new purchase is designed to fit only your new mug. Not for use with other products.
- To attach the lid, apply slight downward pressure and rotate counter-clockwise until you hear a click and lid falls into place. Then rotate lid clockwise to tighten completely.


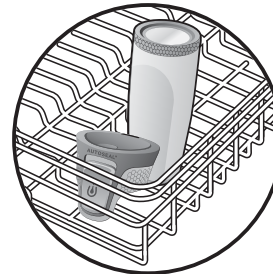


- Use this mug's lock feature to avoid unintended depressing of the AUTOSEAL® button.

PLEASE SEE REVERSE SIDE FOR CLEANING INSTRUCTIONS.

CLEANING INSTRUCTIONS

- Wash thoroughly before first use.
- RINSE LID IMMEDIATELY AFTER EACH USE with warm water, pressing the AUTOSEAL® button so water flows through the Drink Spout and Vent Hole.
- Both lid and body are top-rack dishwasher safe.



- If washing by hand, soak the lid for 10 minutes in hot, soapy tap water. Hand-wash the body with warm water and a mild detergent. Rinse both the lid and body thoroughly before use.



10 min.



- ALWAYS STORE MUG WITH LID REMOVED to allow parts to dry completely.



ADDITIONAL CLEANING TIPS

For additional product cleaning tips, please visit www.GoContigo.com/cleaning.

www.GoContigo.com

©2012 Ignite USA. All Rights Reserved.

Should you have any questions about your purchase, please contact us at 1-888-262-0622 or GoContigo.com.

030200-24