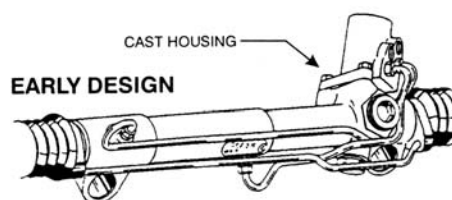
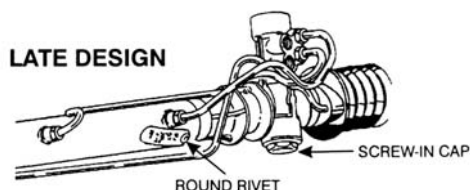


Tech TIPS

SUPPORTING TODAY'S PROFESSIONAL TECHNICIAN

ID Guide for TRW, Saginaw or Ford Design Rack and Pinions

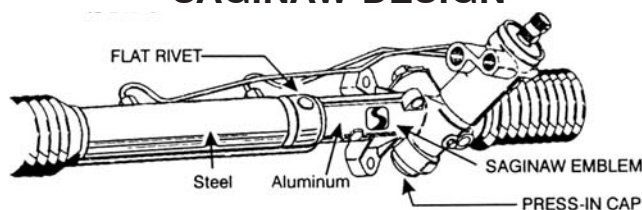
TRW DESIGN



TRW design identified by

- Late design has two-piece housing; Half aluminum spool valve body, Half steel body
- Screw-in dust cap, flat or dome-shaped
- Early design has cast iron spool valve housing bolted to aluminum body
- Roundhead rivet holding metal tag and housings together

SAGINAW DESIGN



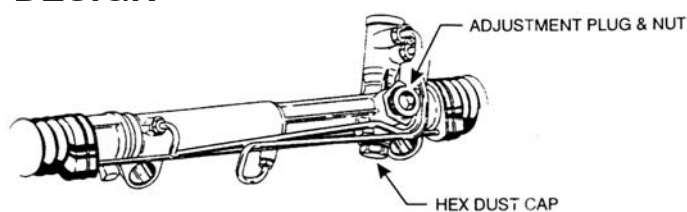
Saginaw design identified by:

- Two-piece aluminum and sheet metal body
- Flathead rivet top and bottom of pressure tube holding body halves together
- Pressed-in dust cap, flat or domed shaped
- One piece stamped adjustment plug and nut
- Saginaw "S" emblem cast on housing

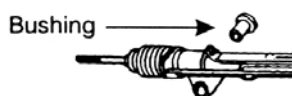
FORD DESIGN

Ford design identified by:

- An all-aluminum one-piece housing
- Hex-shaped screw-in dust cap on bottom of valve housing
- Two piece adjustment plug and flat nut



ONE PIECE MOUNTING BUSHING



ONE PIECE MOUNTING BUSHING

